

User Guide

UTRADE HK

Version: Feb 2025



UOB KayHian
Your trusted financial partner

Content Page

Login

- Login
- Login from Mainland China
- Important Notice
- Forgot password
- Logout

Home

- Stock Search
- Portfolio Section
- Watchlist
- Portfolio

Quote

- Overview
- Broker Queue
- Capital Flow
- About
- Financials
- News
- Comparison
- Analyst Rating

Market

- HK
- US
- SZ-SH/HK
- Global



Content Page

Trade

- Place Order
- Order Type
 - Conditional Orders
 - GTD Orders
- Order Book
- Portfolio
- Cash Overview
- Trade History

Research

- HK/A-Share
- US
- Video
- Others

Menu

- Portfolio
- Fund transfer
- eIPO
- Seminar
- Promotion
- Help Centre
- Contact Us
- Settings
 - Change Username
 - Change Password
 - Order Notification Email
- Logout



Login

Login to UTRADE

Utrade

Notice of Service arrangement under Severe Weather Trading

Username

Password [Forgot Password?](#)

Remember Username

Login from Mainland China

Login

By logging in, you accept the [terms of use](#) and agree to be bound by them.

You are recommended to change your password every 90 days for safety.

Sign Up

UOB KayHian 大華滙豐 EGG -citing News! UTRADE is Getting a Glow-Up!

Disclaimer Version 5.0.0.0-b24

Utrade

Notice of Service arrangement under Severe Weather Trading

Please enter the Secure PIN generated from your registered UTRADE Secure.

Secure PIN

or

Auto retrieve Secure PIN

Do not have UTRADE SECURE? [Click here to download](#)

Cancel Login

Sign Up

UOB KayHian 大華滙豐 EGG -citing News! UTRADE is Getting a Glow-Up!

Disclaimer Version 5.0.0.0-b24

- **Step 1** Enter your **Username**
- **Step 2** Enter your **Password**
- **Step 3** Press the Login Button
- **Step 4** Press **Auto Retrieve Secure PIN** or Input your **Secure PIN** manually

LOGIN (For Clients in China)

The screenshot shows the Utrade login interface. At the top is the Utrade logo. Below it is a dark notification banner: "Notice of Service arrangement under Severe Weather Trading" with a close button (X) and three dots. The login form includes:

- Account Number / Username field with a help icon (?)
- Password field with a "Forget Password?" link and a help icon (?)
- Remember Username checkbox (checked)
- Login from Mainland China checkbox (checked and highlighted with a red border)
- Red Login button

Below the button is a disclaimer: "By logging in, you accept the terms of use and agree to be bound by them." A recommendation message says: "You are recommended to change your password every 90 days for safety." Below that is a white Sign Up button. At the bottom is a banner for "UOB KayHian EGG -citing News! UTRADE is Getting a Glow-Up!" with three eggs and the Utrade logo. Footer includes "Disclaimer" and "Version 5.0.0.0-b24".

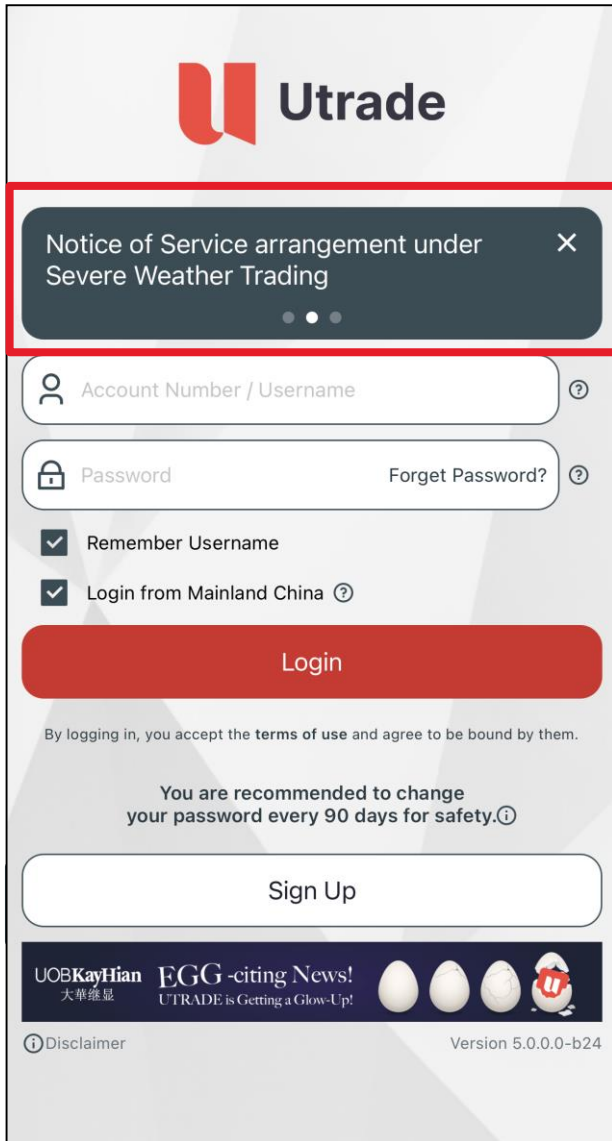
This screenshot shows the same login page as the previous one, but with a white dialog box overlaid. The dialog box contains:

- Text: "Please enter the Secure PIN generated from your registered UTRADE Secure."
- Secure PIN input field
- or separator
- Red button: "Auto retrieve Secure PIN"
- Text: "Do not have UTRADE SECURE? Click here to download"
- Cancel button
- Login button

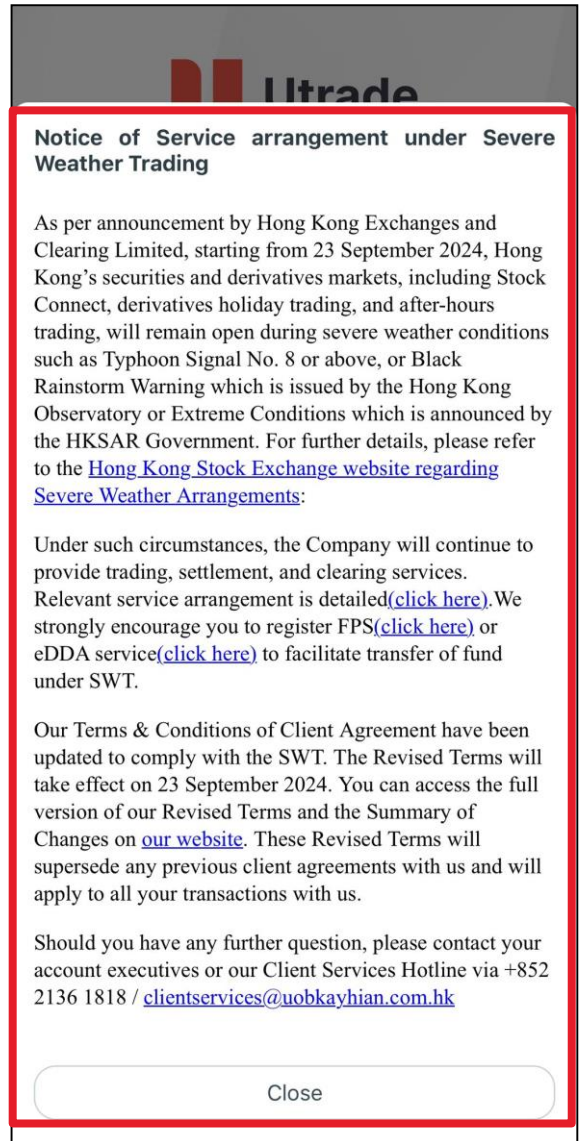
The background login form is dimmed.

- **Step 1** Enter your **Username**
- **Step 2** Enter your **Password**
- **Step 3** Select **Login from Mainland China**
- **Step 4** Press the Login Button
- **Step 5** Press **Auto Retrieve** Secure PIN or Input your **Secure PIN** manually

Important Notice



The screenshot shows the Utrade login interface. At the top is the Utrade logo. A dark grey notification banner with a red border is positioned at the top of the login form, containing the text "Notice of Service arrangement under Severe Weather Trading" and a close button (X). Below the banner are input fields for "Account Number / Username" and "Password", with a "Forgot Password?" link. There are two checked checkboxes: "Remember Username" and "Login from Mainland China". A red "Login" button is centered below the form. At the bottom of the login area, there is a "Sign Up" button. The footer of the login page includes the UOB Kay Hian logo, the text "EGG-citing News! UTRADE is Getting a Glow-Up!", a disclaimer link, and the version number "Version 5.0.0.0-b24".



The screenshot shows the expanded notification message. At the top is the Utrade logo. The main heading is "Notice of Service arrangement under Severe Weather Trading". The text reads: "As per announcement by Hong Kong Exchanges and Clearing Limited, starting from 23 September 2024, Hong Kong's securities and derivatives markets, including Stock Connect, derivatives holiday trading, and after-hours trading, will remain open during severe weather conditions such as Typhoon Signal No. 8 or above, or Black Rainstorm Warning which is issued by the Hong Kong Observatory or Extreme Conditions which is announced by the HKSAR Government. For further details, please refer to the [Hong Kong Stock Exchange website regarding Severe Weather Arrangements](#):"

Under such circumstances, the Company will continue to provide trading, settlement, and clearing services. Relevant service arrangement is detailed([click here](#)). We strongly encourage you to register FPS([click here](#)) or eDDA service([click here](#)) to facilitate transfer of fund under SWT.

Our Terms & Conditions of Client Agreement have been updated to comply with the SWT. The Revised Terms will take effect on 23 September 2024. You can access the full version of our Revised Terms and the Summary of Changes on [our website](#). These Revised Terms will supersede any previous client agreements with us and will apply to all your transactions with us.

Should you have any further question, please contact your account executives or our Client Services Hotline via +852 2136 1818 / clientservices@uobkayhian.com.hk

A "Close" button is located at the bottom of the notification box.

- **Important Notice:**
- Important Notice is displayed on the "Login" page.
- Upon clicking the box, full message will be displayed

Forgot Password

Utrade

Notice of Service arrangement under Severe Weather Trading

plsiu

Password

Forgot Password?

Remember Username

Login from Mainland China

Login

By logging in, you accept the terms of use and agree to be bound by them.

You are recommended to change your password every 90 days for safety.

Sign Up

UOB KayHian EGG-citing News!
大華銀 顯 UTRADE is Getting a Glow-Up!

Disclaimer Version 5.0.0.0-b24

Utrade

Forgot password only applies to client who already registered UTRADE Secure

Please enter the following information

1. Account Number / Username

2. Last 3 characters of your registered identification document (excluding symbols and the digits in bracket).
e.g. HKID: A123456(7), please enter **456**

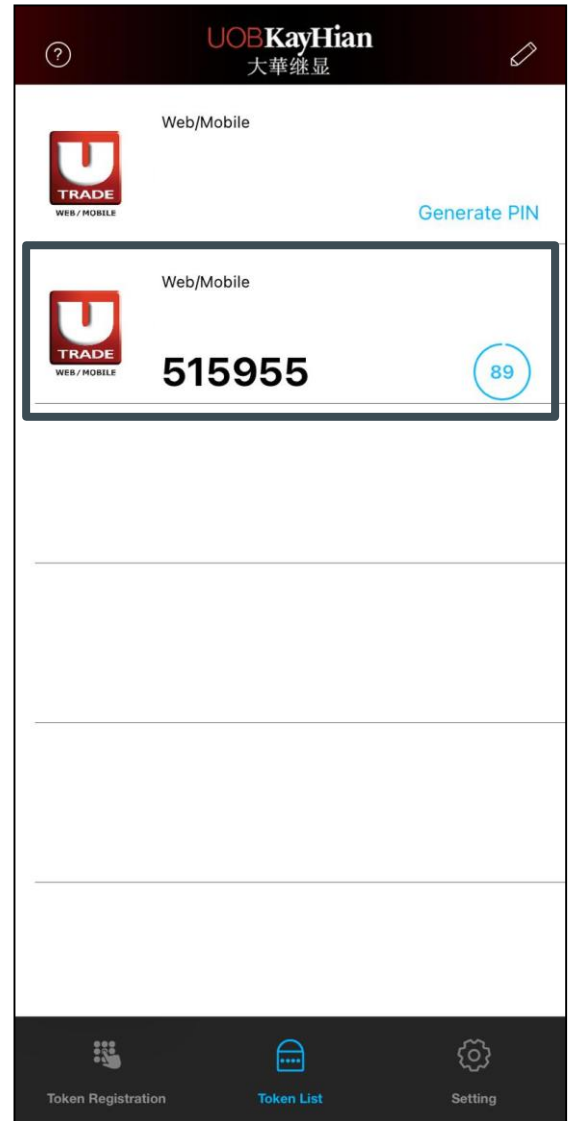
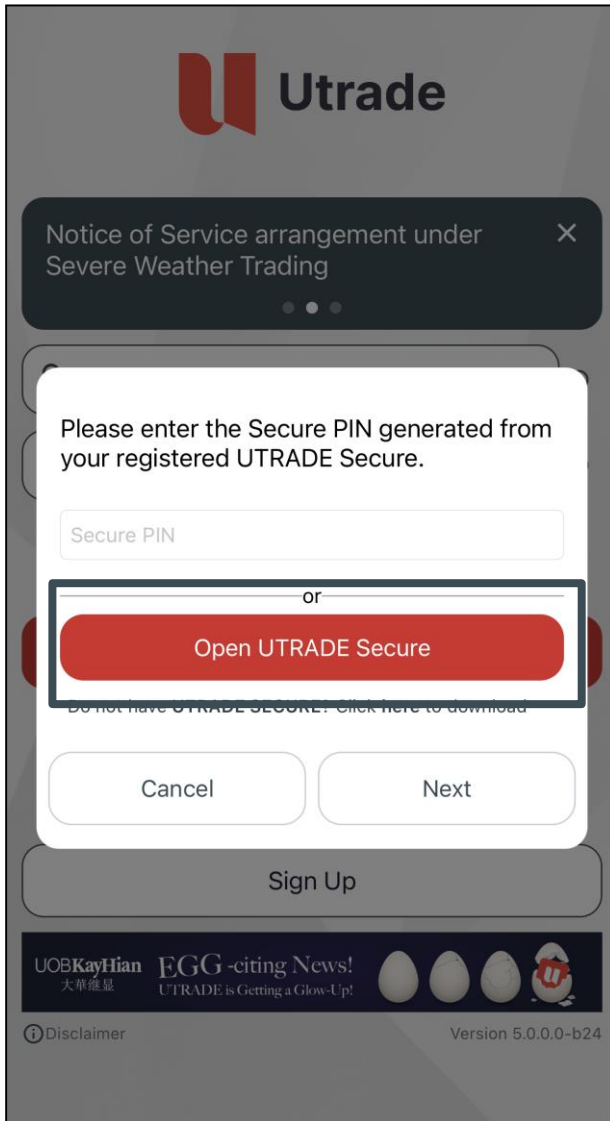
3. Registered Email

Should you have any enquiries or wish to update your personal information, please contact our Client Services Hotline at (852) 2136 1818.

Cancel Next

- **Step 1** Press “**Forgot Password?**” on login page
- **Step 2** Enter your **Username**
- **Step 3** Enter **Last 3 characters** of your registered identification Document
- **Step 4** Enter your **Registered Email** (The email address you registered for receiving email statement.)

Forgot Password



- **Step 5** Press Open UTRADE Secure
- **Step 6** Login to UTRADE Secure and Generate PIN
- **Step 7** Enter the Secure Pin on UTRADE HK

Forgot Password

Utrade

Notice of Service arrangement under Severe Weather Trading

1. Enter New Password

2. Re-enter New Password

Note:

- 1) The password is case sensitive.
- 2) It must be alphanumeric and between 6 and 12 characters.
- 3) You are recommended to change your password every 90 days for safety.

Password Rule:
Minimum length 6 characters, Maximum length 12 characters
Must contain at least 1 digit(s)
Must contain at least 1 letter(s)

Cancel Confirm

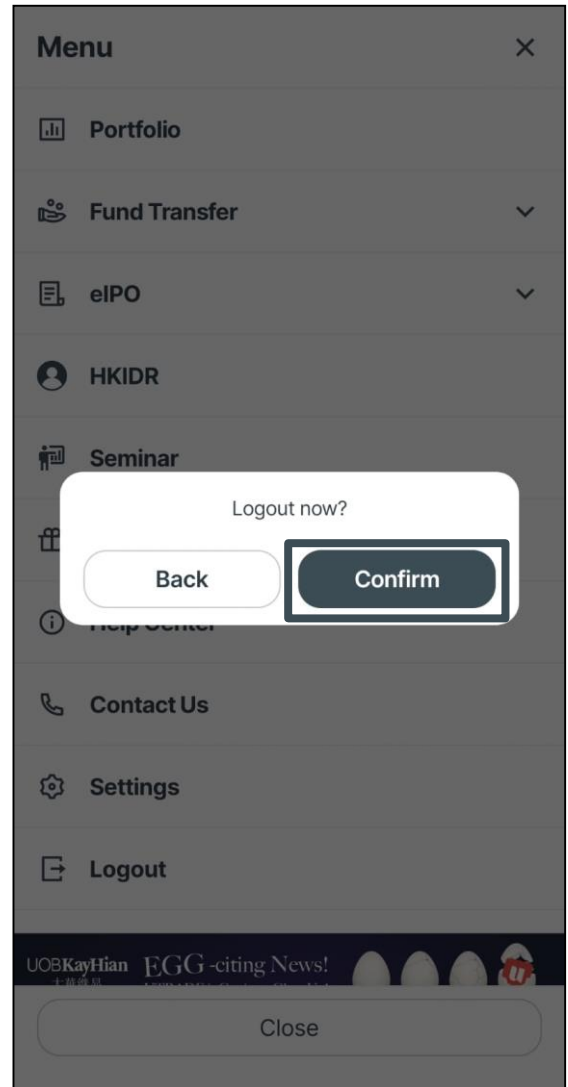
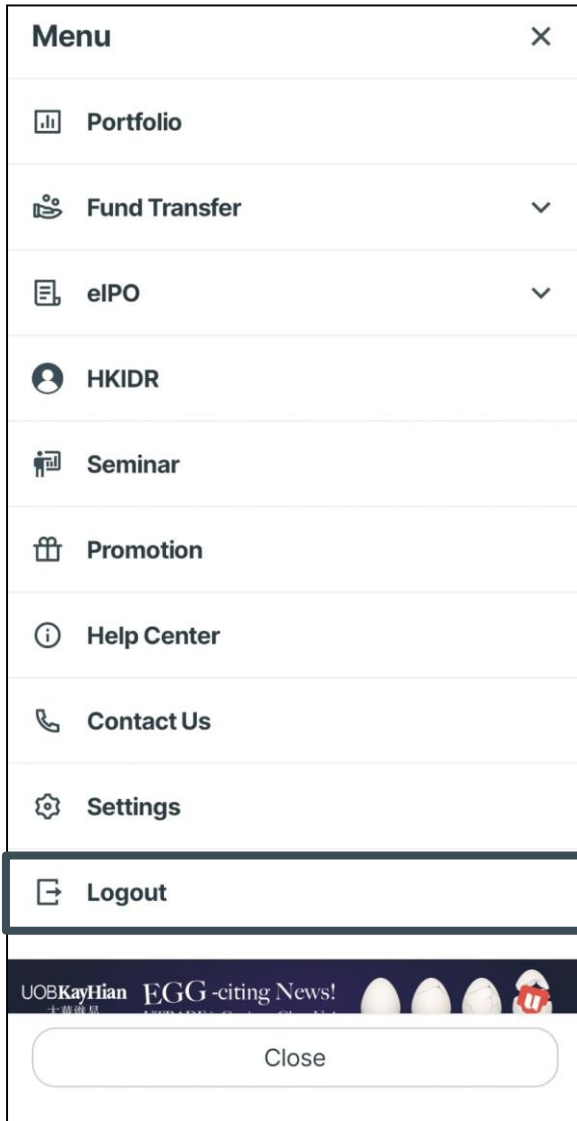
UOB KayHian EGG-citing News!
大華匯豐 UTRADE is Getting a Glow-Up!

Disclaimer Version 5.0.0.0-b24

- **Step 8** Enter **New Password**
- **Step 9** Re-enter **New Password**
- **Step 10** New password will be effective immediately. You need to re-login using new password

*The new password is case sensitive, must be alphanumeric and between 6 and 12 characters.

Logout



- **Step 1** Go to **Menu** page
- **Step 2** Click the **Logout Icon**
- **Step 3** Confirm **Logout**

Home

Search

Home

Portfolio Value $\$5,389.60$ HKD

Unrealized Profit/Loss $+5,389.60$ HKD

Cash Balance $\$74.85$ HKD

Quick Links

Watchlist Portfolio

Name	Nominal	%Chg
Code	Low/High	Chg
GALAXY ENT	36.350	+0.55%
00027	35.850 - 36.450	+0.200
HKEX	307.000	+0.33%
00388	304.400 - 307.600	+1.000
TENCENT	414.200	+1.07%
00700	409.200 - 414.800	+4.400
BABA-W	86.600	+0.46%
09988	85.950 - 87.350	+0.400
HSBC HOLDINGS	74.500	+0.13%
00005 52wH	74.400 - 74.850	+0.100

Home Markets Trade Research Menu

tsla

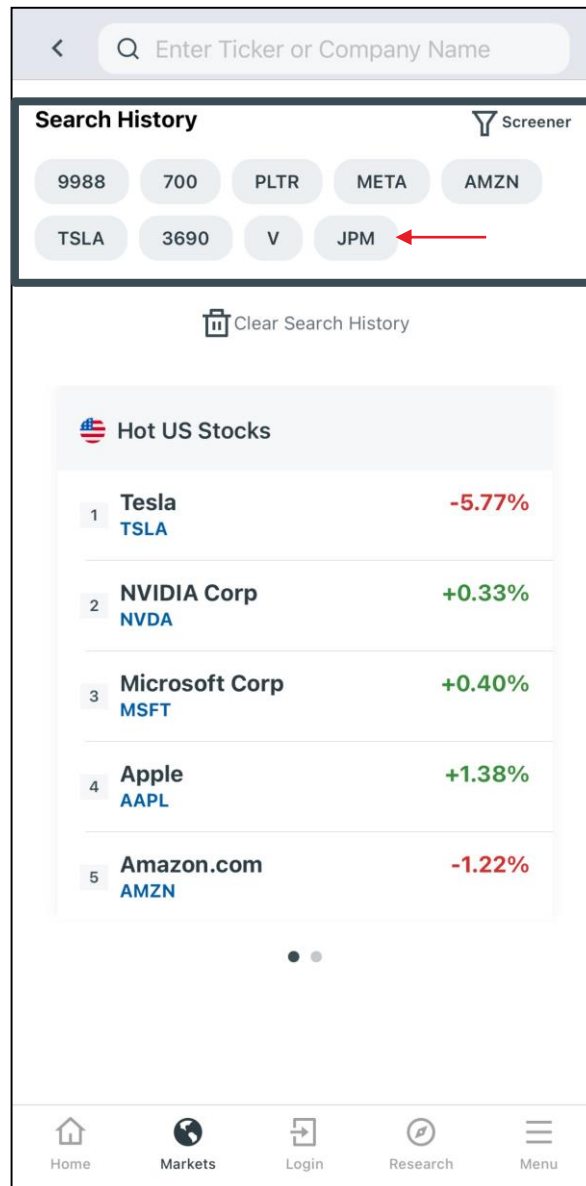
HK A-Share US

Top 11 Nearest Results

TSLA	Tesla
TSLX	Direxion Shares ETF Trust Direxion...
TSLI	Direxion Shares ETF Trust Direxion...
TSL	GraniteShares 1.25x Long TSLA Da...
TSLR	GraniteShares ETF Trust GraniteSh...
TSDD	GraniteShares ETF Trust GraniteSh...
TSLQ	Investment Managers Series Trust...
TSLY	YieldMax TSLA Option Income Stra...
CRSH	YieldMax Short TSLA Option Incom...
TSLW	Tradr 1.5X Long TSLA Weekly ETF
TSLP	Kurv Yield Premium Strategy Tesla...

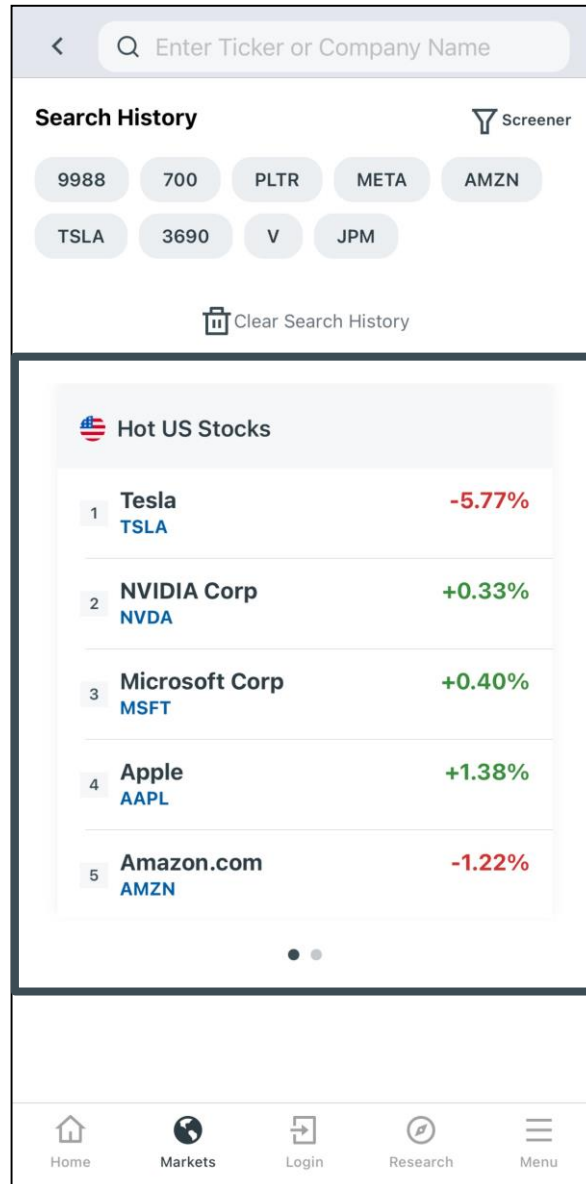
- Click the “**Magnifier**” icon at the top right corner
- Select the “**Market**”
- **Enter the stock name or stock code and search result** will be displayed.

Search



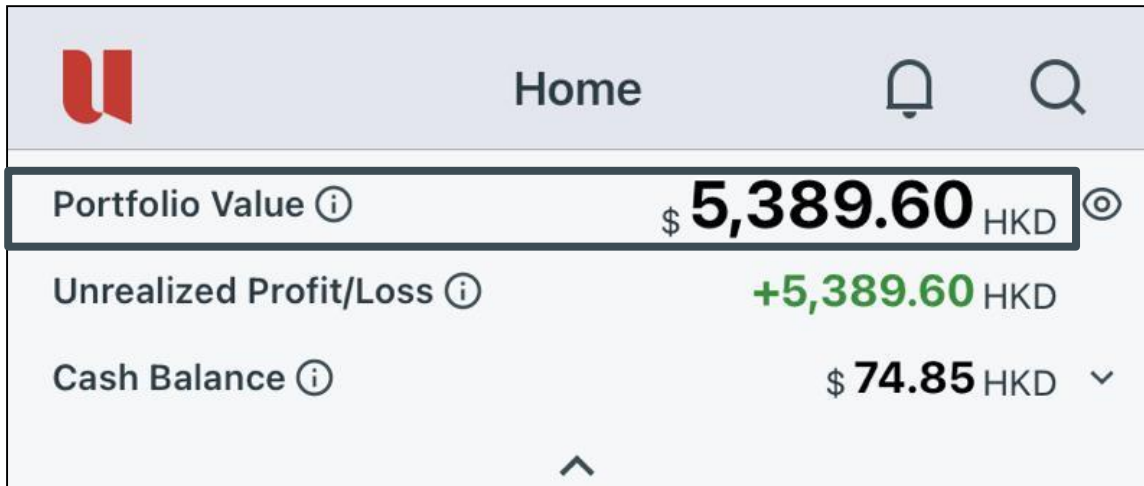
- Search record will be stored under “**Search History**”
- You can click on the tab to perform quick search.

Search



- Utilise the “**Hot Stocks**” list to find out the popular stocks in the market

Portfolio Section



The screenshot shows a mobile application interface for a portfolio. At the top, there is a navigation bar with a red 'U' logo on the left, the word 'Home' in the center, and a bell icon and a magnifying glass icon on the right. Below the navigation bar, there is a list of portfolio metrics. The first metric is 'Portfolio Value' with an information icon (i) on the left and a refresh icon (circular arrow) on the right. The value is '\$ 5,389.60 HKD'. The second metric is 'Unrealized Profit/Loss' with an information icon (i) on the left and the value '+5,389.60 HKD'. The third metric is 'Cash Balance' with an information icon (i) on the left and a dropdown arrow on the right, with the value '\$ 74.85 HKD'. At the bottom of the list, there is an upward-pointing arrow (^).

Portfolio Value ⓘ	\$ 5,389.60 HKD ⓘ
Unrealized Profit/Loss ⓘ	+5,389.60 HKD
Cash Balance ⓘ	\$ 74.85 HKD ▾

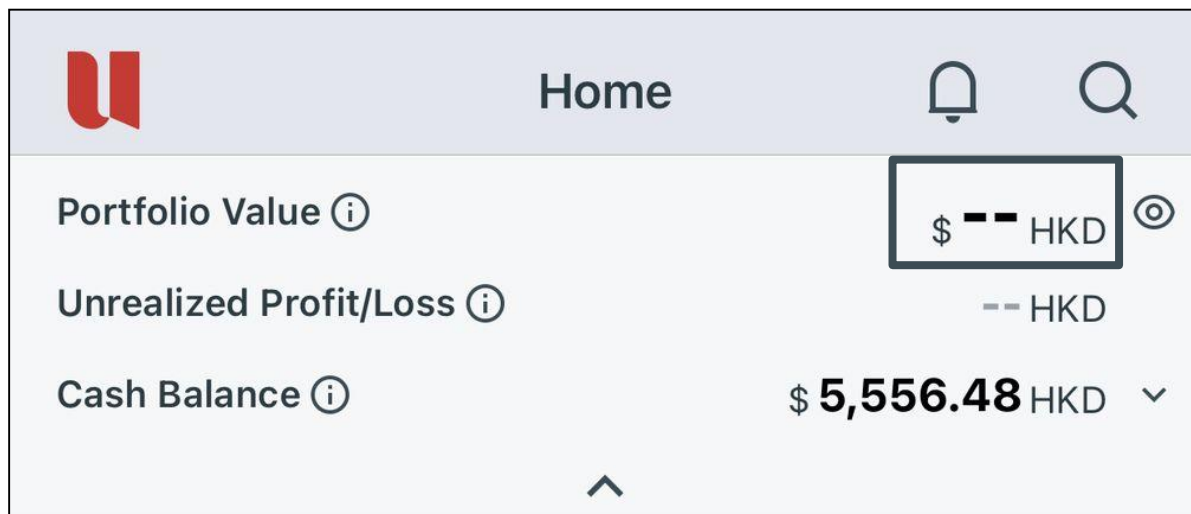
- **Portfolio Value** – It indicates the **total market value** of your stock holdings in the Hong Kong, China (A-Shares), and US markets, presented in the equivalent amount in Hong Kong Dollars (HKD).
- At (HK/A/US) **market opens**, Portfolio Value may **vary based on your Quote Access Right***.
- At (HK/A/US) **market closes**, Portfolio Value are calculated **based on the previous closing price**.
- *For client using Real-Time Snapshot, the related information is calculated with a 15-min delayed price feed.

Attention

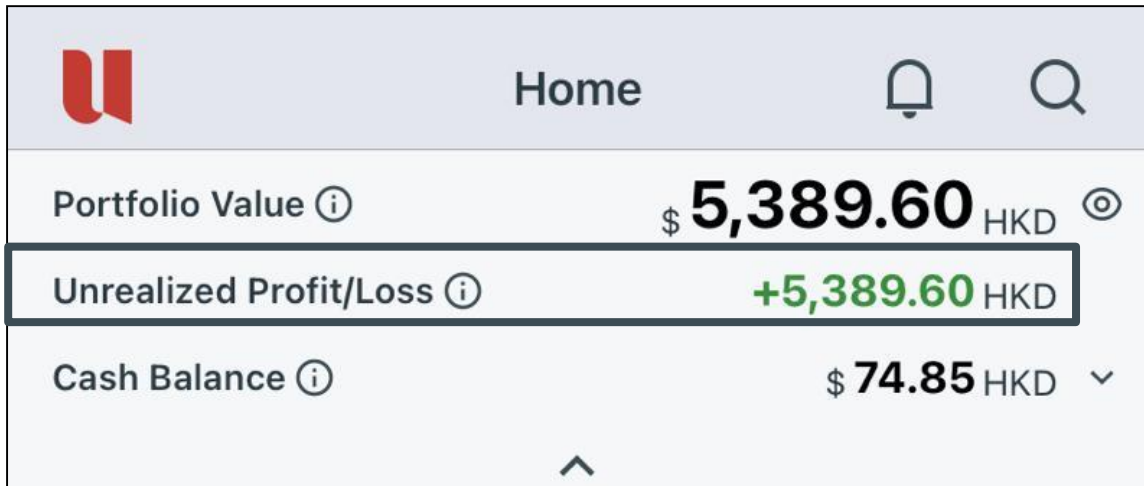
- When there is no price feed is returned, the portfolio value and unrealized profit/loss will be **displayed as "-- --" or "loading"**.




For example :

- If you subscribe an IPO and when it is allotted to your portfolio, the portfolio value will be "-- --" before it is listed.



Portfolio Section



	Home		
Portfolio Value ⓘ	\$	5,389.60	HKD ⓘ
Unrealized Profit/Loss ⓘ		+5,389.60	HKD
Cash Balance ⓘ	\$	74.85	HKD ▾

- **Unrealized Profit** – It indicates the **profit and loss of the total quantity of the stock** you are currently holding in the Hong Kong, China (A-Shares), and US markets, presented in the equivalent amount in Hong Kong Dollars (HKD).
- At (HK/A/US) **market opens**, Unrealized Profit may **vary based on your Quote Access Right***.
- At (HK/A/US) **market closes**, Unrealized Profit are calculated **based on the previous closing price**.
- *For client using Real-Time Snapshot, the related information is calculated with a 15-min delayed price feed.

Portfolio Section

Name	Nominal	%Chg
Code	Low/High	Chg
GALAXY ENT	36.350	+0.55%
00027	35.850 - 36.450	+0.200
HKEX	307.000	+0.33%
00388	304.400 - 307.600	+1.000

Portfolio Value	\$ 5,389.60 HKD
Unrealized Profit/Loss	+5,389.60 HKD
Cash Balance	\$ 74.85 HKD

Currency	Amount
HKD	57.67
USD	2.21

Close

- **Cash Balance** – It indicates **the total cash available** in your account, presented in the equivalent amount in Hong Kong Dollars (HKD).
- **Arrow button** – Click the **“Arrow”** button to view your cash balance by currency.

Portfolio Section

The screenshot shows the 'Home' screen of the UOB mobile app. At the top, there is a navigation bar with the UOB logo, the word 'Home', and icons for notifications and search. Below this, the portfolio summary is displayed: 'Portfolio Value' at \$5,389.60 HKD, 'Unrealized Profit/Loss' at +5,389.60 HKD, and 'Cash Balance' at \$74.85 HKD. A red box highlights the 'Eye' icon next to the Portfolio Value. Below the summary is a 'Quick Links' section with an upward-pointing arrow icon. At the bottom, there is a 'Watchlist' section with a table of stocks.

Name	Nominal	%Chg
GALAXY ENT 00027	36.350 35.850 - 36.450	+0.55% +0.200
HKEX 00388	307.000 304.400 - 307.600	+0.33% +1.000

This screenshot shows the same portfolio summary as the first image, but the values are masked with asterisks: 'Portfolio Value' is \$***** HKD, 'Unrealized Profit/Loss' is ***** HKD, and 'Cash Balance' is \$***** HKD. The 'Eye' icon is now disabled, and a red box highlights the 'Eye' icon in the first screenshot.

This screenshot shows the 'Quick Links' section of the app. The 'Watchlist' tab is selected, and the 'Portfolio' tab is also visible. A red box highlights the 'Arrow' icon (an upward-pointing arrow) below the 'Quick Links' section.

- Click the “**Eye**” icon to mask or unmask the value shown in portfolio section.
- Click the “**Arrow**” icon to hide or unhide the portfolio section.

Watchlist – Add Stock

Home


Portfolio Value ⓘ \$5,389.60 HKD ⓘ

Unrealized Profit/Loss ⓘ +5,389.60 HKD

Cash Balance ⓘ \$74.85 HKD ▾

Quick Links

Watchlist Portfolio

HK ▾ A-Share US ▾ 

Name ▾ Code ▾	Nominal ▾ Low/High	%Chg ▾ Chg ▾
GALAXY ENT 00027	36.350 35.850 - 36.450	+0.55% +0.200
HKEX 00388	307.000 304.400 - 307.600	+0.33% +1.000
TENCENT 00700	414.200 409.200 - 414.800	+1.07% +4.400
BABA-W 09988	86.600 85.950 - 87.350	+0.46% +0.400
HSBC HOLDINGS 00005 52wH	74.500 74.400 - 74.850	+0.13% +0.100

Home Markets Trade Research Menu

Edit HK

Add New Stock(5/50)

X 00700 TENCENT

X 09988 BABA-W


< Q 9999

HK

Top 1 Nearest Results

9999 NTES-S

Watchlist Portfolio

HK ▾ A-Share US ▾ 

Name ▾ Code ▾	Nominal ▾ Low/High	%Chg ▾ Chg ▾
NTES-S 09999 1mH	150.900 140.900 - 151.200	+6.04% +8.600
TENCENT	418.800	+1.50%

- Click the **“Setting”** icon
- Click **“Add New Stocks”** button
- **Enter the stock code/stock name** and select the stock to be added in watchlist
- Click the **“Close”** button to save the changes

Watchlist – Edit Functions

Home



Portfolio Value ⓘ \$ **5,389.60** HKD ⓘ

Unrealized Profit/Loss ⓘ **+5,389.60** HKD

Cash Balance ⓘ \$ **74.85** HKD ▾

Quick Links

Watchlist Portfolio











HK ▾ A-Share US ▾  

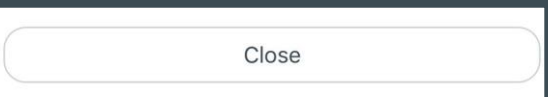
Name ▾ Code ▾	Nominal ▾ Low/High	%Chg ▾ Chg ▾
GALAXY ENT 00027	36.350 35.850 - 36.450	+0.55% +0.200
HKEX 00388	307.000 304.400 - 307.600	+0.33% +1.000
TENCENT 00700	414.200 409.200 - 414.800	+1.07% +4.400
BABA-W 09988	86.600 85.950 - 87.350	+0.46% +0.400
HSBC HOLDINGS 00005 52wH	74.500 74.400 - 74.850	+0.13% +0.100

Home Markets Trade Research Menu

Edit HK

Add New Stock(5/50)

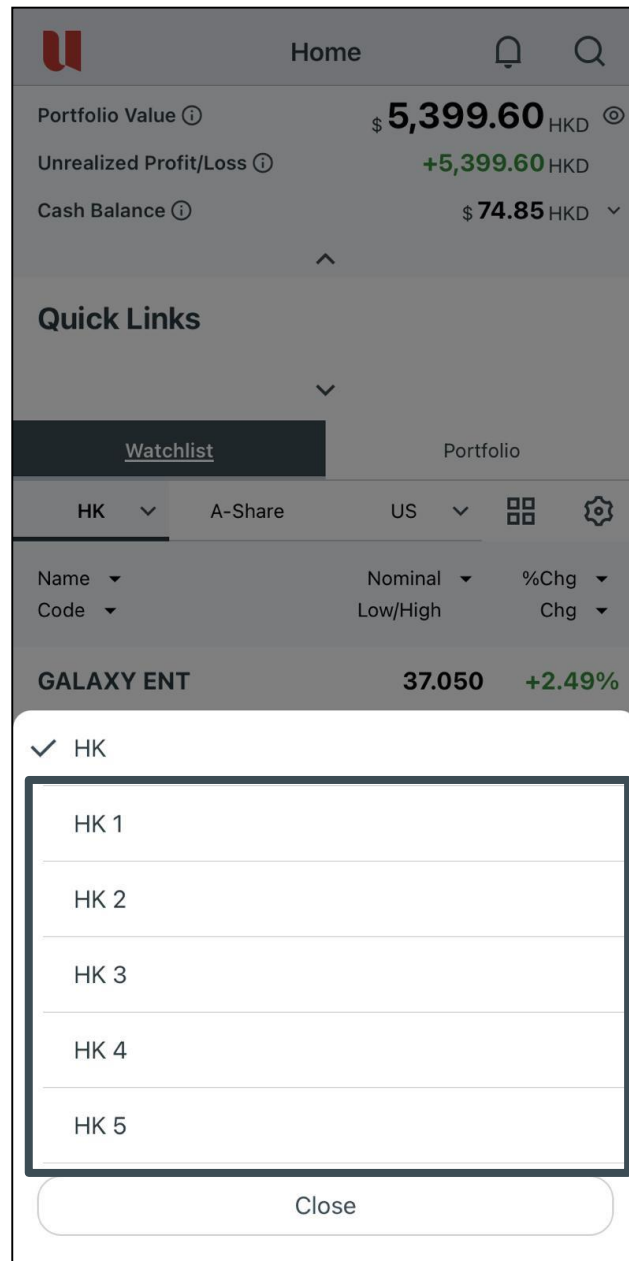
 0700 TENCENT 
 09988 BABA-W 
 00005 HSBC HOLDINGS 
 00939 CCB 
 00823 LINK REIT 



- Click the “**Close**” icon to remove the stock from watchlist
- Click the “**Move**” button to re-order the stock in the watchlist
- Click the “**Close**” button to save the changes

Attention

- For Real-Time Streaming user, **“Watchlist (Portfolio)”** on UTRADE Web will be retrieved and synchronize to UTRADE Mobile under Watchlist **“HK 1 – HK 5”** or **“US 1 – US 5”**



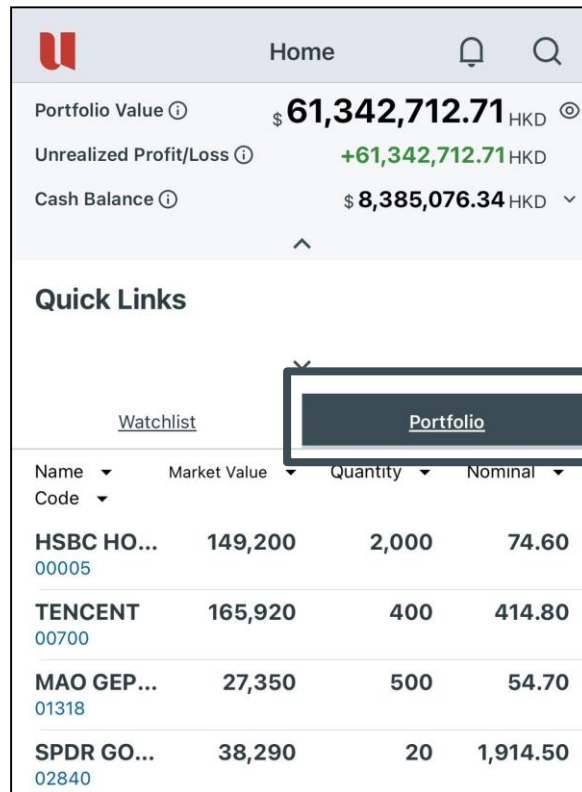
Watchlist – Different Mode

Name	Nominal	%Chg
Code	Low/High	Chg
GALAXY ENT 00027	36.350 35.850 - 36.450	+0.55% +0.200
HKEX 00388	307.000 304.400 - 307.600	+0.33% +1.000
TENCENT 00700	414.200 409.200 - 414.800	+1.07% +4.400
BABA-W 09988	86.600 85.950 - 87.350	+0.46% +0.400
HSBC HOLDINGS 00005 52wH	74.500 74.400 - 74.850	+0.13% +0.100

01958 BAIC MOTOR 2.410 +0.040 +1.69%	03888 KINGSOFT 33.900 +0.250 +0.74%	09618 JD-SW 149.100 +0.100 +0.07%
00027 GALAXY ENT 36.850 +0.700 +1.94%	00388 HKEX 313.400 +7.400 +2.42%	00700 TENCENT 420.400 +10.600 +2.59%
09988 BABA-W 88.100 +1.900 +2.20%	00005 HSBC HOLDINGS 74.750 +0.350 +0.47%	00939 CCB 6.290 +0.060 +0.96%

- Click the **"4 Square"** icon to change from **"Table"** mode to **"Grid"** mode
- Click the **"Table"** icon to change from **"Grid"** mode to **"Table"** mode

Home - Portfolio



U Home

Portfolio Value ⓘ \$ **61,342,712.71** HKD ⓘ

Unrealized Profit/Loss ⓘ **+61,342,712.71** HKD

Cash Balance ⓘ \$ **8,385,076.34** HKD ▾

Quick Links

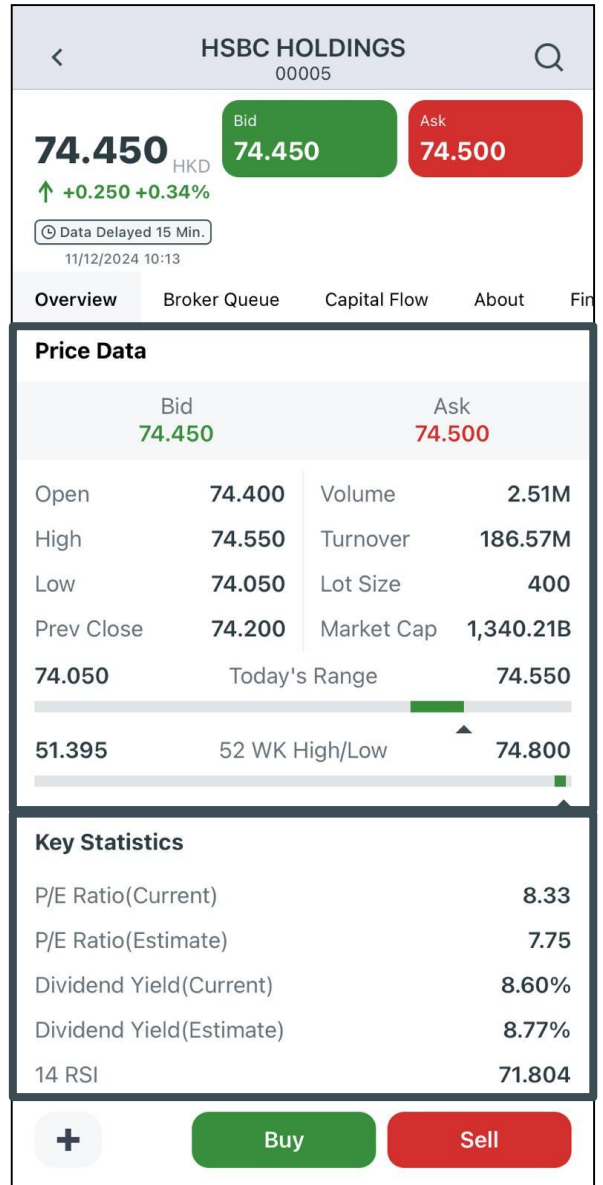
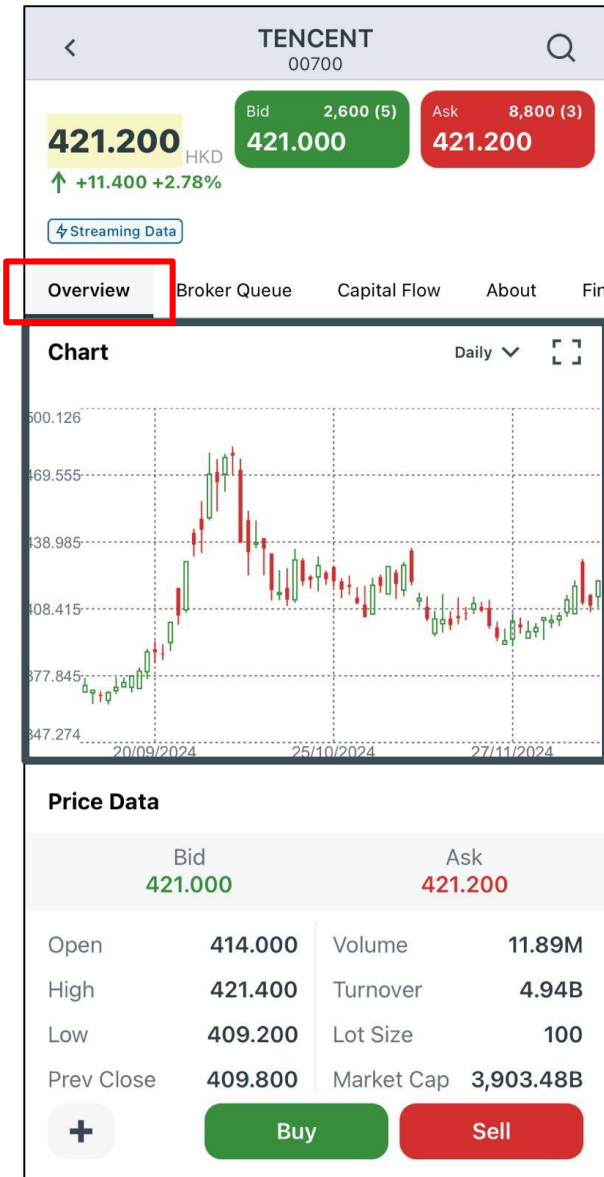
[Watchlist](#) **Portfolio**

Name ▾ Code ▾	Market Value ▾	Quantity ▾	Nominal ▾
HSBC HO... 00005	149,200	2,000	74.60
TENCENT 00700	165,920	400	414.80
MAO GEP... 01318	27,350	500	54.70
SPDR GO... 02840	38,290	20	1,914.50

- Click the “**Portfolio**” tab to view the your stock holdings in the Hong Kong, China (A-Shares), and US
- At (HK/A/US) **market opens**, Market Value and Nominal Price may **vary based on your Quote Access Right***.
- At (HK/A/US) **market closes**, Market Value and Nominal Price are calculated **based on the previous closing price**.
- ***For client using Real-Time Snapshot**, the related information is calculated with a 15-min delayed price feed.

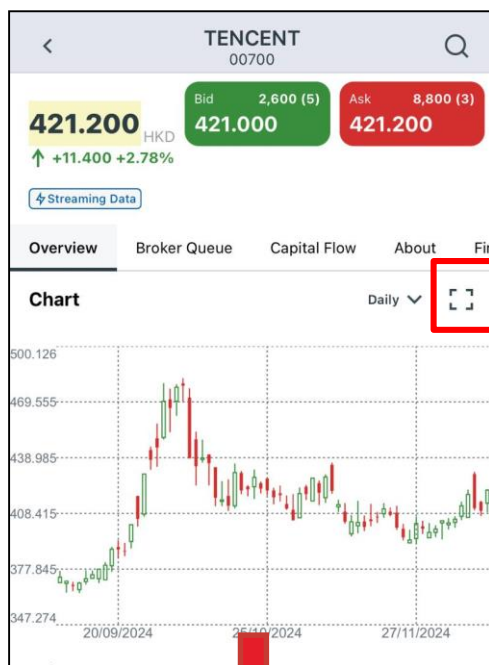
Quote

Quote – Overview



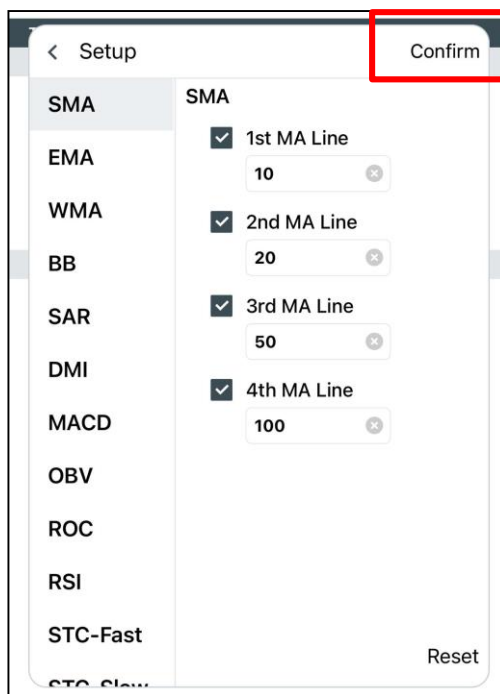
- Stock Chart
- Price Data
- Key Statistics

Overview – Stock Chart



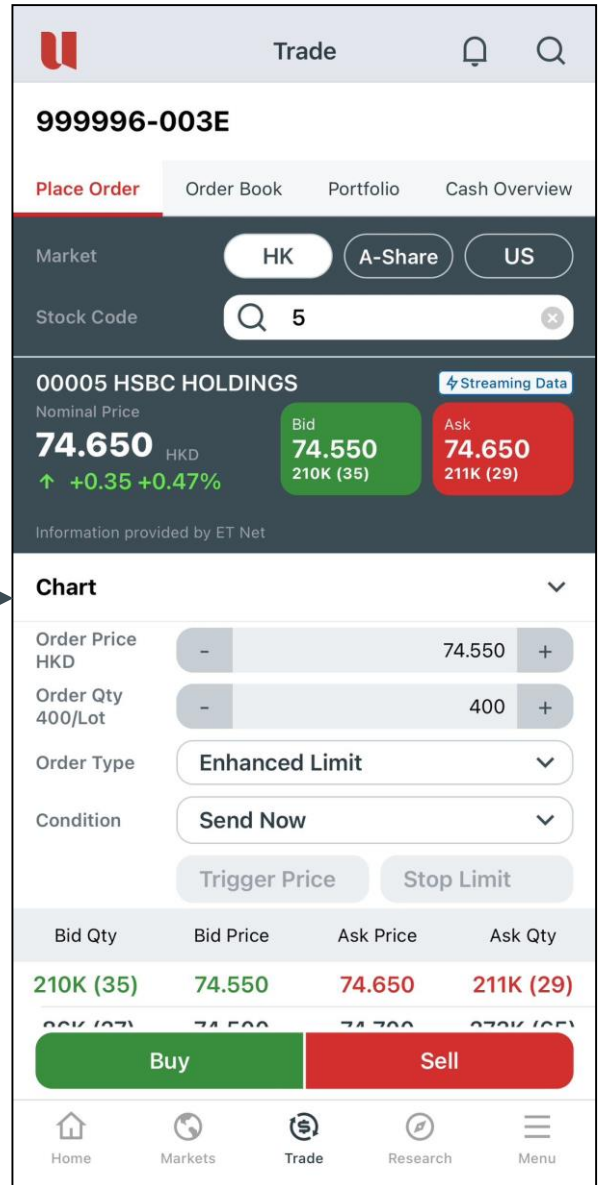
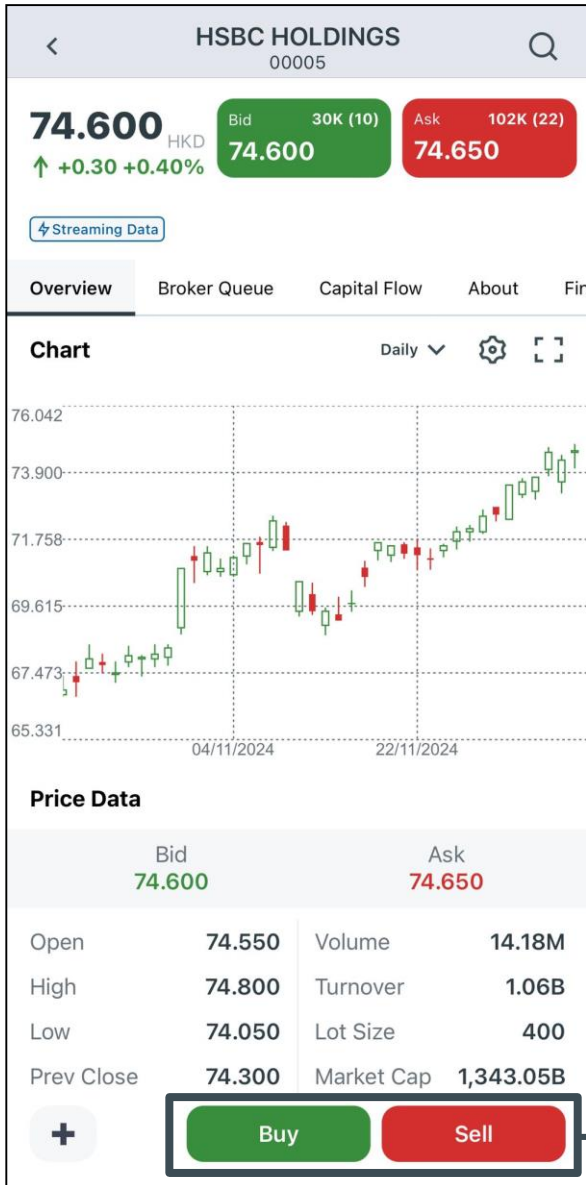
- Click the “**Enlarge**” button to display the stock chart in a horizontal view.
- **Technical indicators** are presented only in the horizontal chart.

Overview – Stock Chart



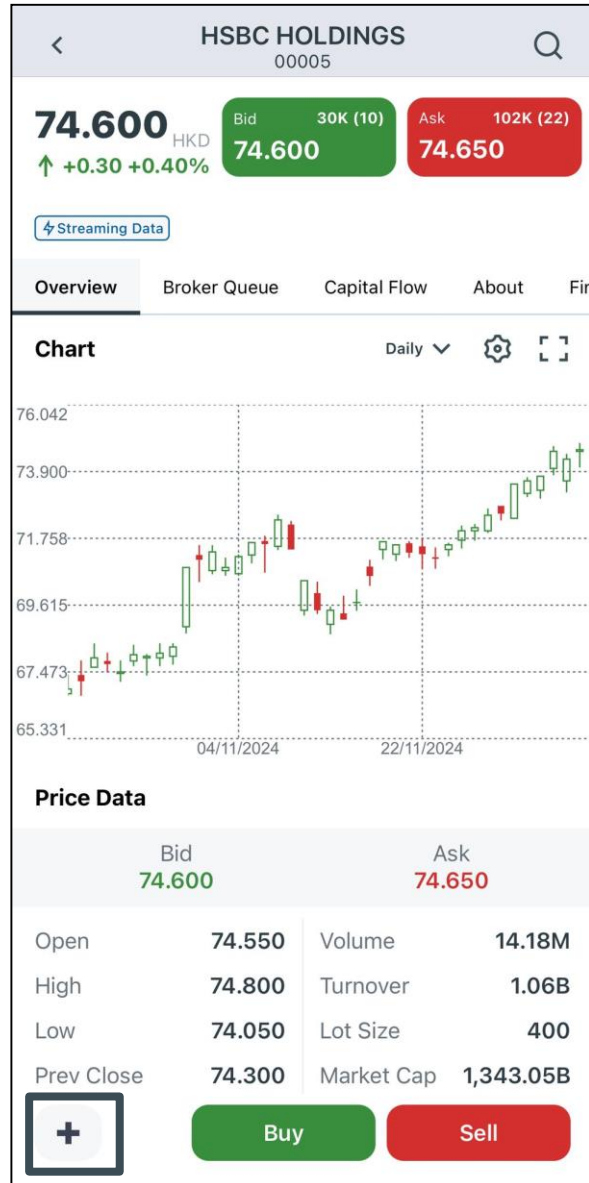
- Click the “**Setting**” button to select **technical indicators**
- Click the “**Setup**” button to customise the setting on technical indicators
- Click the “**Confirm**” button to save the changes.

Quote – Buy & Sell Shortcut



- Click the **“Buy”** or **“Sell”** buttons will land to the **“Trade”** page to place order.

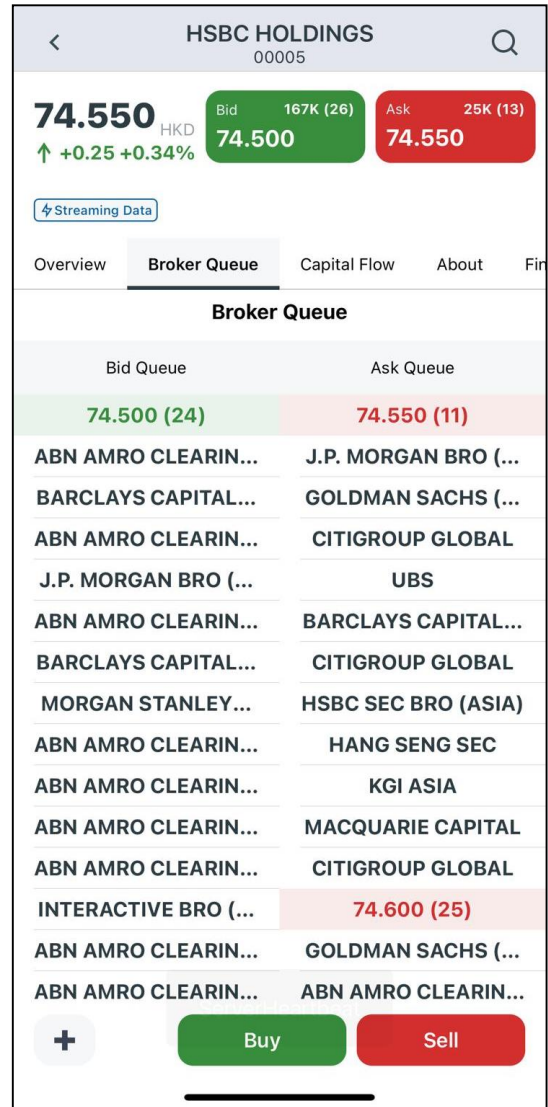
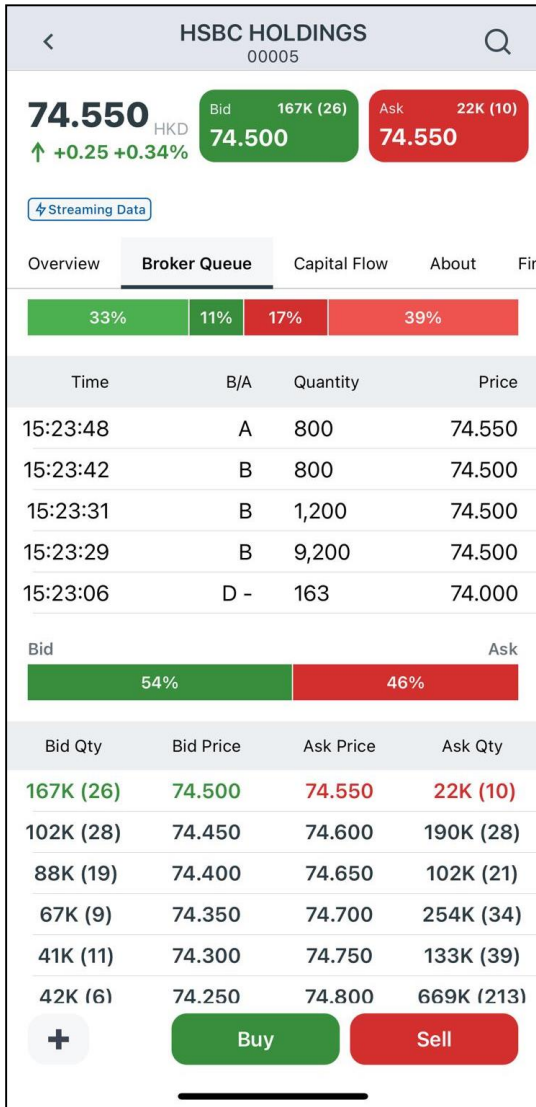
Quote – Add to Watchlist



- Click the “**Plus**” icon to add the stock to the watchlist

Quote – Broker Queue

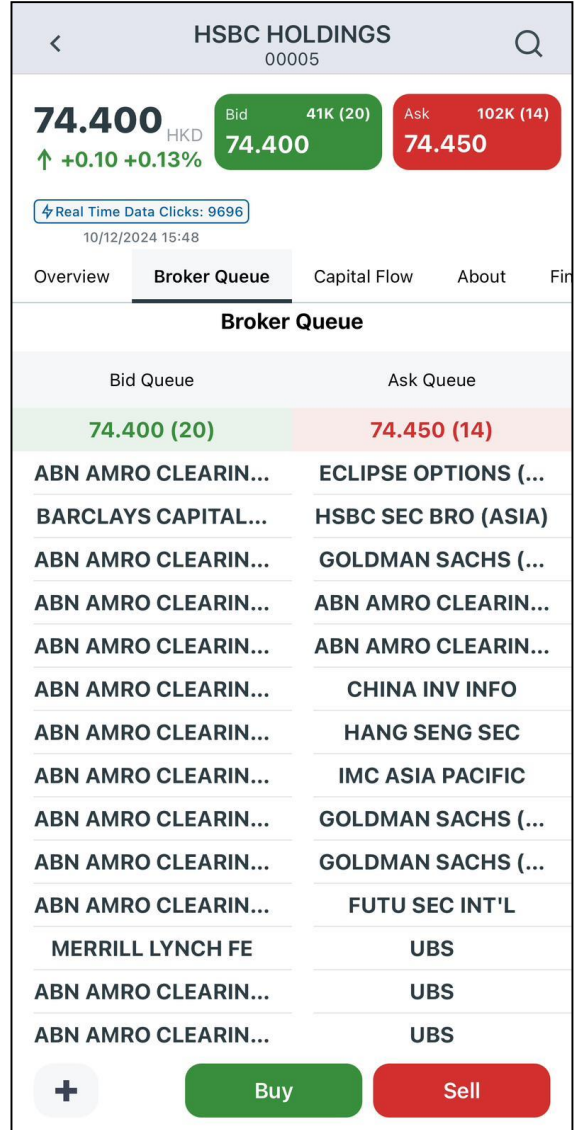
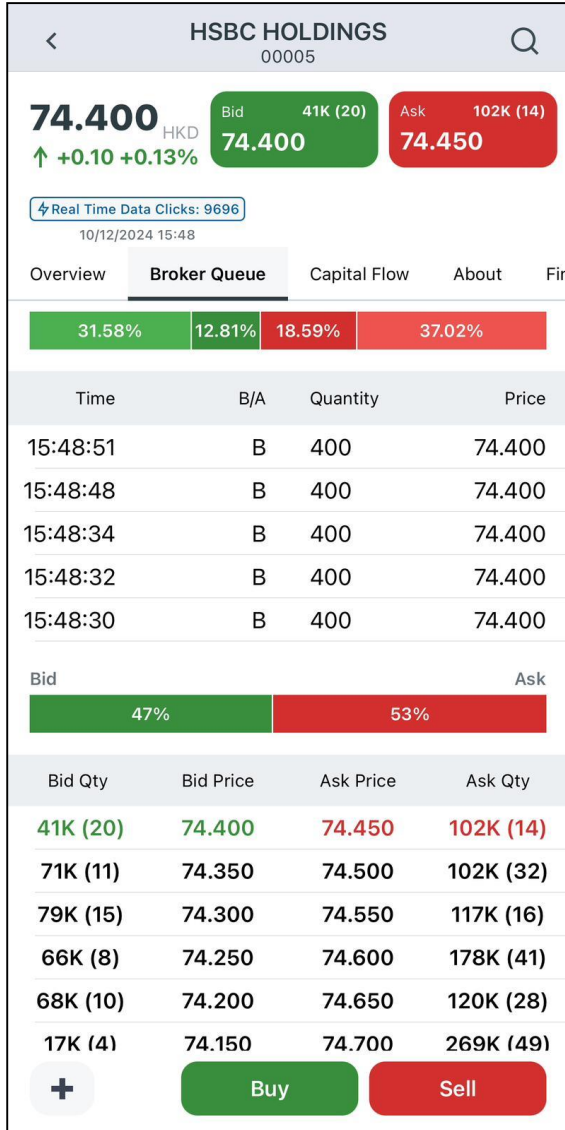
Level 3 – Real Time Streaming



•For detail, you can refer to [UTRADE Website](#).

Quote – Broker Queue

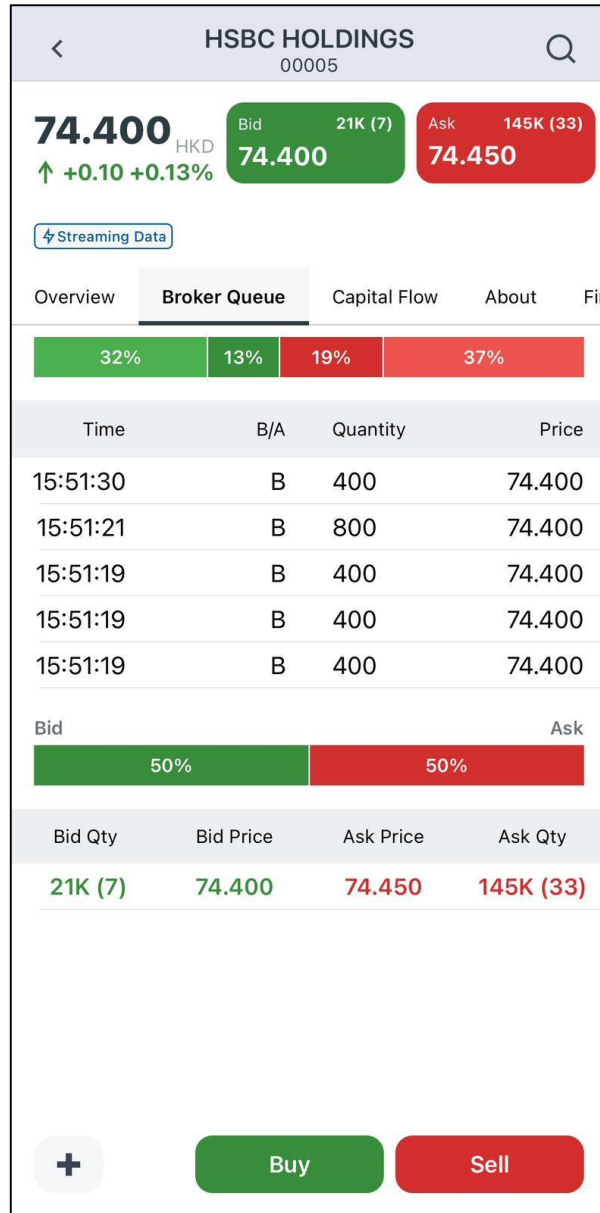
Level 2 – Real Time Snapshot



•For detail, you can refer to [UTRADE Website](#).

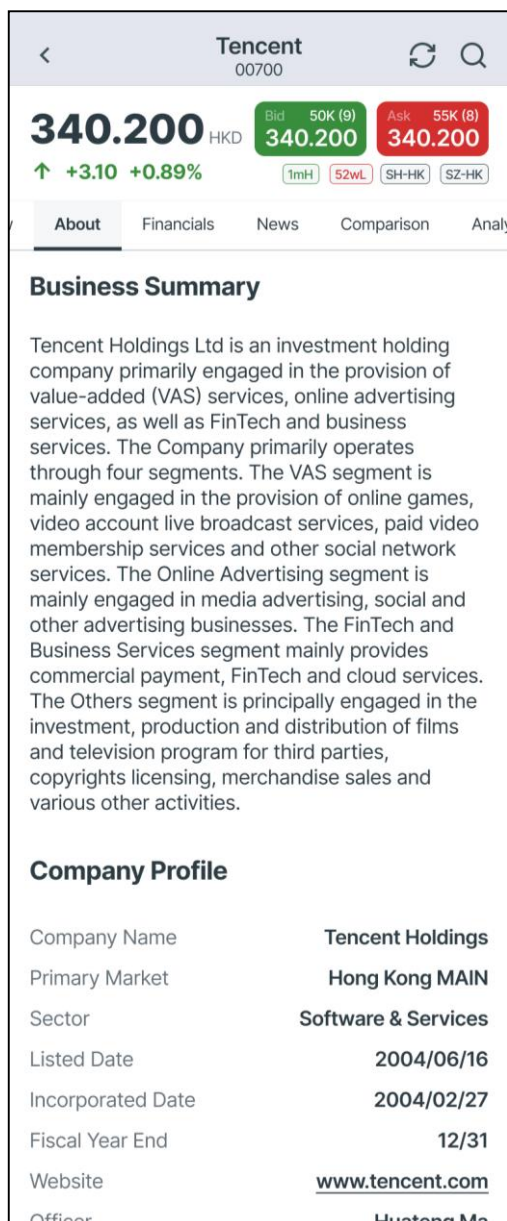
Quote – Broker Queue

Level 1 – Real Time Streaming



•For detail, you can refer to [UTRADE Website](#).

Quote - About



- **Business Summary:**
 - ❖ A brief description of the company's history, mission statement and services provided
- **Company Profile:**
 - ❖ Specific information of the company

Quote – LSEG Data - Financials

HSBC HOLDINGS 00005

74.650 HKD
 ↑ +0.35 +0.47%

Bid 105K (22) 74.600
 Ask 16K (7) 74.650

Real Time Data Clicks: 9723
 10/12/2024 14:48

Overview | Broker Queue | Capital Flow | About | Fin

Dividend Yield(Estimate) 8.75%
 14 RSI 83.976
 Short Sell Ratio (%) 4.86%
 Short Sell Turnover 43.56M
 10 SMA 73.040
 20 SMA 71.778
 50 SMA 70.199

Company Score ⓘ Overall Score: 10/10

Earnings 10/10 >
 Fundamentals 6/10 >
 Relative Valuation 5/10 >
 Risk 10/10 >
 Price Momentum 9/10 >
 Analyst Rating BUY >

Information provided by ET Net

+ Buy Sell

HSBC HOLDINGS 00005

74.500 HKD
 ↑ +0.300 +0.40%

Bid 76K (11) 74.500
 Ask 44K (8) 74.550

Streaming Data

Capital Flow | About | Financials | News | Comparison

Summary | Statement | Ratio | Dividend

Earnings ⓘ Score: 10/10

EPS (TTM) 9.43HKD

Reported Estimate

Fiscal Year	2022	2023	2024
Reported	0.74	1.14	-
Estimate	0.67	1.33	1.25

Surprise% 9.96% -14.54% -

Upgrades 0 2 0
 Downgrades 0 2 0

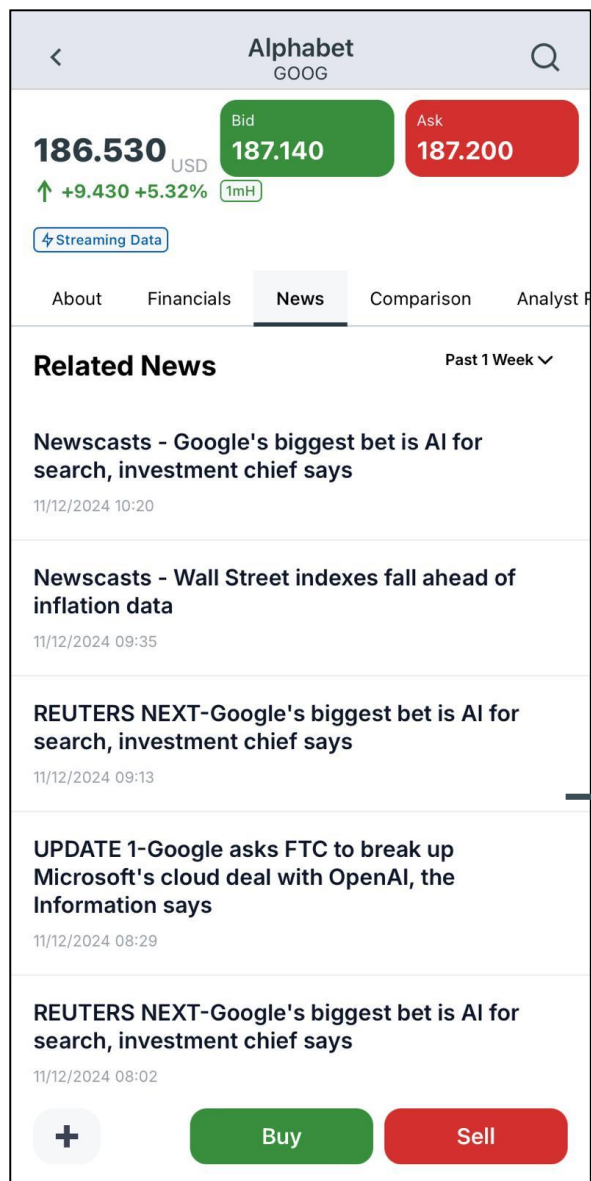
Total Revenue 837.08KHKD

Fiscal Year	2022	2023	2024
Total Revenue	55.35	53.03	66.06
			66.27
			66.34

+ Buy Sell

- **Company Score (Stock Report Plus):**
 - ❖ The Stock Report Plus Average is a weekly quantitative rating analysis that is designed and analyzed by LSEG.
 - ❖ Click the **“Arrow”** button will land to the **“Financials”** tab

Quote – LSEG Data – US Stock News



The full text view of the news article titled "Google parent Alphabet jumps on quantum chip breakthrough" dated 11 Dec 2024 00:28. The article reports that shares of Alphabet rose about 5% on Tuesday after unveiling a new generation chip that helped overcome a key challenge in quantum computing. The article describes the Willow chip, which solved a computing problem in five minutes that would take a classical computer more time than the history of the universe. It also notes that tech companies are chasing quantum computing for its speed and that the Willow chip reduces error rates as the number of qubits increases.

Dec 10 (Reuters) - Shares of Google parent Alphabet <GOOGL.O> rose about 5% on Tuesday after it unveiled a new generation chip that the company said helped overcome a key challenge in quantum computing.

Google on Monday introduced a new chip called Willow, which solved in five minutes a computing problem that would take a classical computer more time than the history of the universe.

Tech companies are chasing quantum computing in hopes of developing systems that perform at speeds far faster than traditional silicon-based computers.

The building blocks of quantum computers, called "qubits", while being fast, are error-prone, making it hard to ensure quantum computers are reliable and commercially viable.

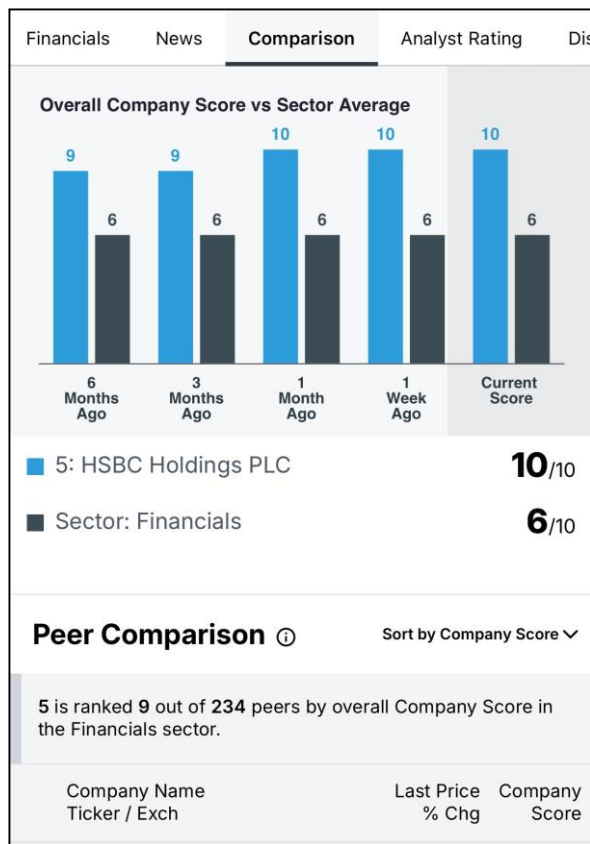
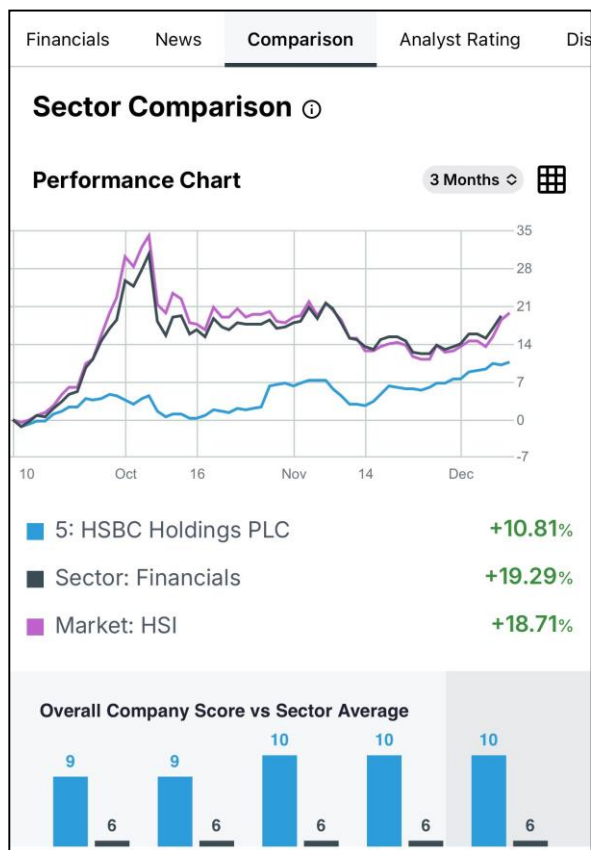
The more qubits used in quantum computing, the more errors typically occur. But Google said on Monday it found a way to string together qubits in the Willow chip so that error rates decline as the number of qubits rise, adding that it can also correct errors in real time.

"While (there are) no current uses, (Willow) will have major implications in science, medicine and

Navigation buttons: Previous Story, Next Story

- **Latest LSEG (former Refinitiv) news :**
 - ❖ Displays the most recent news articles related to the selected company. These articles are **sourced from LSEG (former Refinitiv)**, utilizing the insights gained from news articles
- **HK Stock News:**
 - ❖ News for **HK stocks** is provided by **ETNET**.

Quote – LSEG Data - Comparison



- **Comparison:**

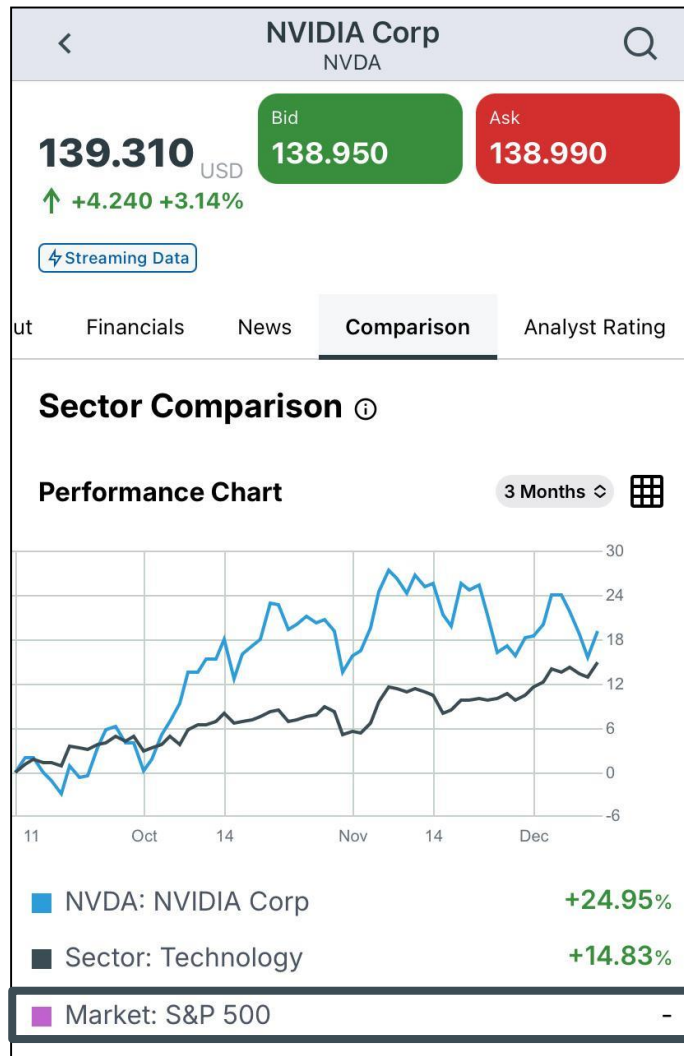
- ❖ A comprehensive page where the you can analyze and compare the performance of the selected company within its sector and against its peers.

- **Peer Comparison:**

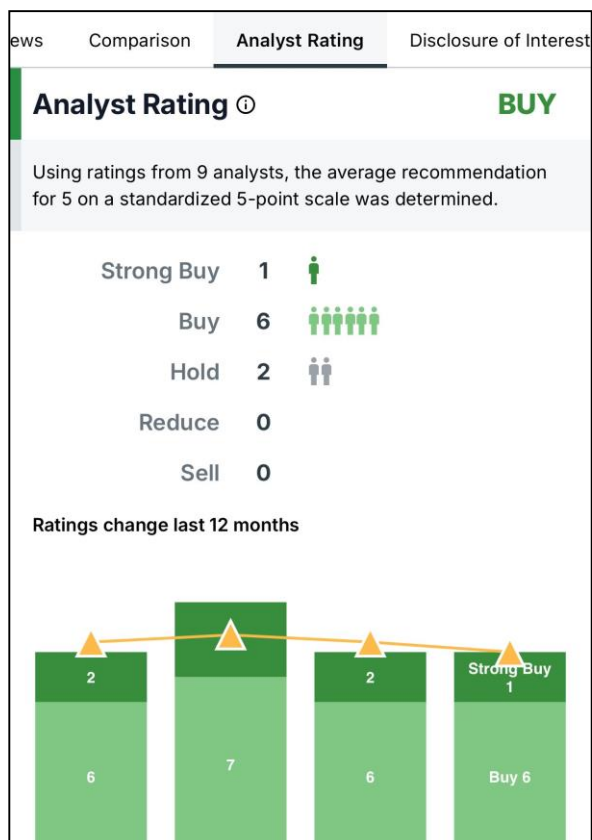
- ❖ Allows you to compare the selected stock with its peer companies based on the TRBC classification. This enables you to assess the company's performance relative to its industry peers.

Attention

- **Comparison :**
 - ❖ S&P 500 is not displayed on the chart due to license issue.



Quote – LSEG Data - Analyst Rating



- **Analyst Rating:**

- ❖ Analyze broker recommendations to gauge analyst sentiment and consensus towards the selected company's stock.
- ❖ Review the historical trend of broker recommendations to identify any shifts or patterns in analyst sentiment over time.
- ❖ This can provide insights into changing market dynamics and investor sentiment.

Market

Market – Hong Kong

Markets			
HK	US	SH/SZ-HK	Global
Markets Today Streaming Data More...			
Index Name	Last Low/High	% Chg Chg	
Hang Seng Index	20,311.280 20,308.860 - 21,070.050	-0.50% -102.810	
Tech Index	4,591.940 4,588.160 - 4,854.340	-1.39% -64.860	
China Enterprises Index	7,306.160 7,304.330 - 7,615.070	-0.74% -54.510	
China-Aff Corporations Index	3,716.120 3,711.260 - 3,862.300	-1.11% -41.540	
Stock Ranking Streaming Data More...			
* HK Top Gainers % More...			
Name Code	Nominal Low/High	% Chg Chg	
ZHONG HUA I... 01064 1mH	0.049 0.035 - 0.049	+58.06% +0.018	



Market Indices		
Local Index	China Index	
Index Name	Last Low/High	% Chg Chg
MT	83.975B	
Hang Seng Index	20,214.68 20,176.08 - 20,481.37	-0.48% -96.60
China Enterprises...	7,273.03 7,259.95 - 7,382.74	-0.45% -33.13
China-Aff Corpor...	3,733.76 3,726.55 - 3,780.67	+0.47% +17.64
Tech Index	4,548.59 4,535.32 - 4,646.55	-0.94% -43.35
HSI Volatility Index	24.67 24.61 - 26.23	-6.91% -1.83
HS Finance	34,816.45 34,777.10 - 35,174.52	-0.40% -140.55
HS Utilities	35,310.34 35,199.06 - 35,479.61	+0.74% +258.56
HS Properties	15,709.10 15,674.71 - 16,042.63	-1.03% -162.89

- **Market Today:**

- ❖ View the performance of the major “**Hong Kong Indexes**”

- ❖ Click the “**More**” button at the right corner to view more indexes

Market – Hong Kong

Name Code	Nominal Low/High	% Chg Chg
1 ZHONG HUA I... 01064 (1mH)	0.049 0.035 - 0.049	+58.06% +0.018
2 SHUANGHUA H 01241 (52wH)	0.139 0.085 - 0.170	+56.18% +0.050
3 SHEEN TAI 01335 (1mH)	0.199 0.136 - 0.246	+47.41% +0.064
4 WORLDGATEG... 08292	0.057 0.043 - 0.059	+32.56% +0.014
5 ZHENGWEI GR... 02147	0.050 0.039 - 0.050	+28.21% +0.011



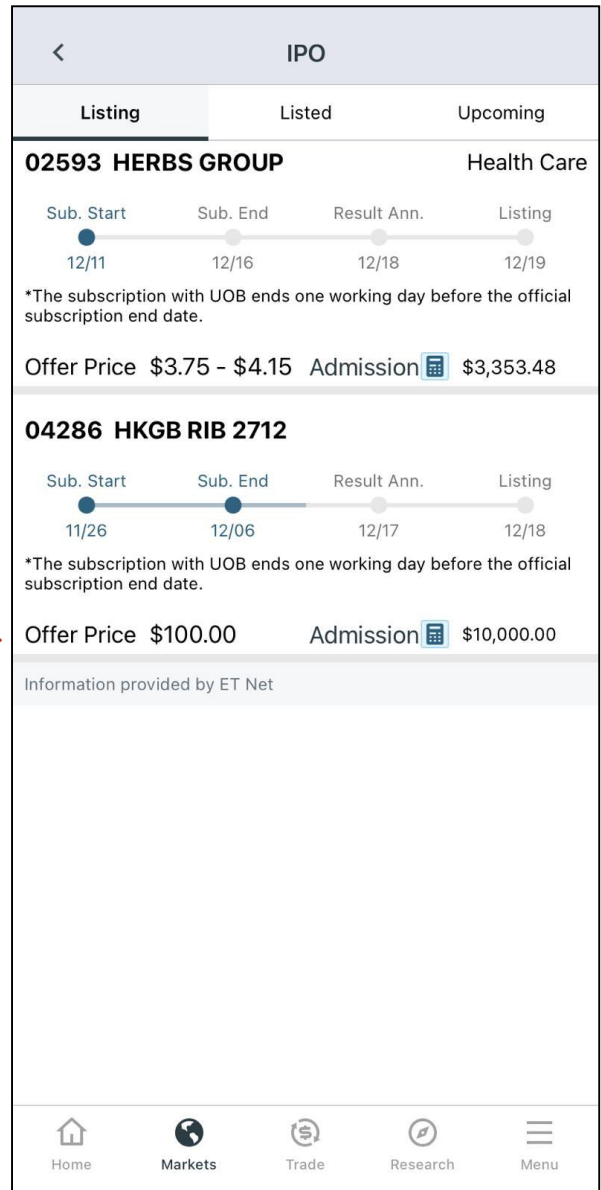
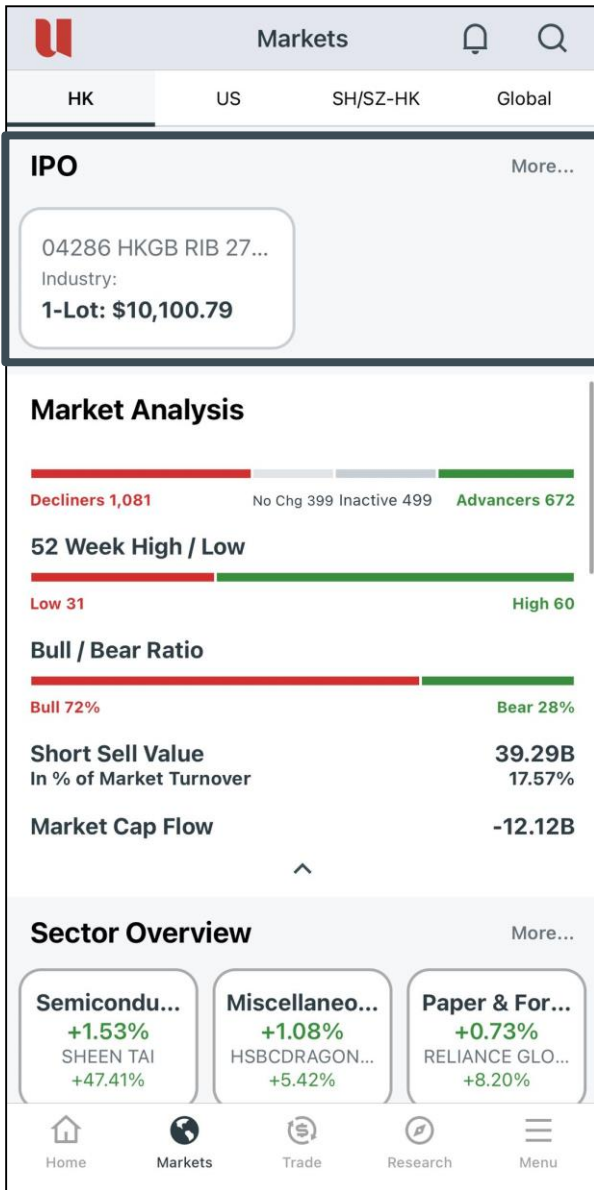
Name Code	Nominal Low/High	% Chg Chg
1 FOSUN TOURI... 01992 (52wH)	7.210 7.030 - 7.330	+80.25% +3.210
2 YUANDA CHINA 02789 (52wH)	0.094 0.057 - 0.107	+74.07% +0.040
3 WAI HUNG GR... 03321 (1mH)	0.046 0.040 - 0.066	+35.29% +0.012
4 CHI KINGSTONE 01380 (1mH)	0.180 0.138 - 0.228	+31.39% +0.043
5 HING LEE (HK) 00396 (1mH)	0.092 0.085 - 0.110	+29.58% +0.021
6 FDB HOLDINGS 01826 (1mH)	0.064 0.066 - 0.066	+28.00% +0.014
7 MEDBOT-B 02252 (1mH)	11.620 9.430 - 12.040	+25.62% +2.370
8 CARSGEN-B 02171 (52wH)	9.600 7.680 - 9.750	+25.49% +1.950
9 CRMI 08158 (1mH)	0.480 0.480 - 0.480	+20.00% +0.080
10 WORLDGATEG... 08292	0.067 0.040 - 0.070	+17.54% +0.000

- **Stock Ranking:**

- ❖ View the performance of Hong Kong stocks by “**Top Gainers %**”, “**Top Losers %**”, “**52 Week High**”, “**52 Week Low**”, “**Top Transaction**”, “**Top Volume**” and “**Short Sell**”

- ❖ Click the “**More**” button at the right corner to view more stocks

Market – Hong Kong

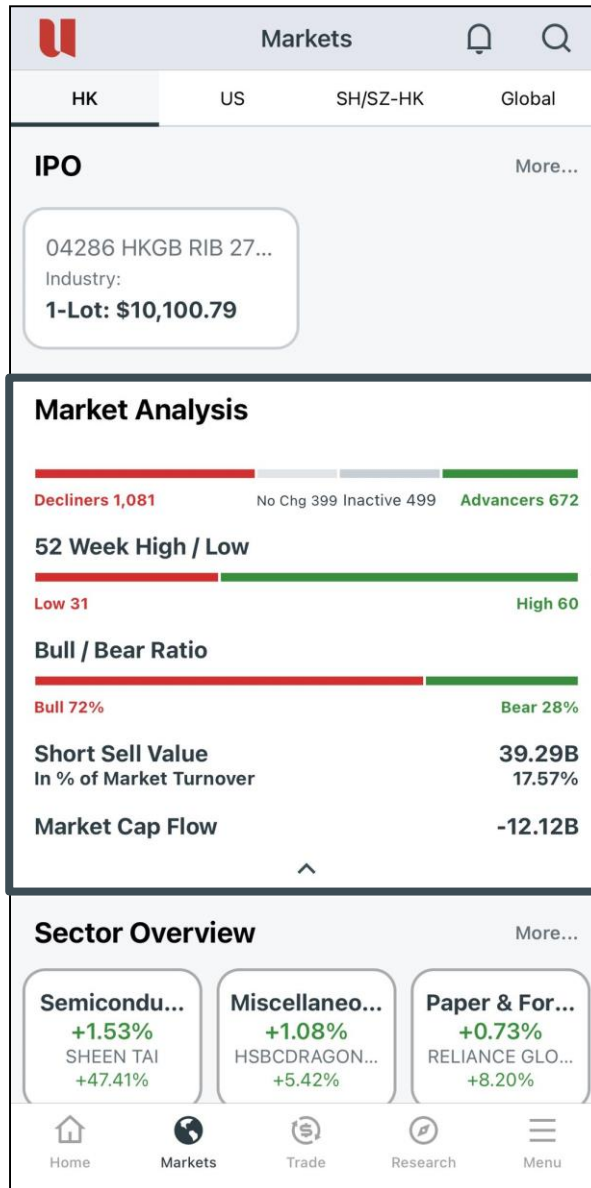


- **IPO:**

- ❖ View the details of the IPO/Bonds that are available in the market

- ❖ Click the “**More**” button at the right corner to view more details

Market – Hong Kong



- **Market Analysis:**
 - ❖ View the “Market Breadth” and overall market performance, including “**Distribution of Stock Rise/Down**”, “**52 Week High/Low**”, “**Bull/Bear Ratio**”, “**Short Sell Value and %**” and “**Market Capital Flow**”

Market – Hong Kong

Markets

HK | US | SH/SZ-HK | Global

Sector Overview More...

Semicondu... +1.53% SHEEN TAI +47.41%	Miscellaneo... +1.08% HSBCDRAGON... +5.42%	Paper & For... +0.73% RELIANCE GLO... +8.20%
Insurance -1.18% NCI -3.86%	Software &... -1.15% QUANTUM THINK -15.18%	Gold & Preci... -1.02% SUCCESS DRAG... -8.96%

Hot Concept More...

Valuation S... CHINA SHENHUA +0.43%	China Prope... C&D INTL GROUP -1.05%	China Finance BANK OF CHINA +0.52%
--	---	---

ETF More...

Hot ETF | Leverage Inversed Product

Hang Seng Index	CSI 300 Index
NASDAQ 100 Index	Physical Gold Bullion

Name Code	Nominal Low/High	% Chg Chg
-----------	------------------	-----------

Home | Markets | Trade | Research | Menu



Industry Overview

%Gainer Industry | %Loser Industry

Industry	Avg %Chg	Top %Gainer Stock
Agricultural Produ...	+1.12%	PAGODA GP +12.70%
Telecommunicatio...	+0.90%	SILKWAVE INC +8.57%
Hotels & Restaura...	+0.86%	FOSUN TOURISM +80.00%
Retailers	+0.66%	JINGKELONG +7.04%
Health Care	+0.63%	MEDBOT-B +26.70%
Utilities	+0.52%	ELL ENV +10.34%
Diversified Metals...	+0.51%	CHI KINGSTONE +31.39%
Coal	+0.51%	GREEN LEADER +9.38%
Household Applia...	+0.50%	CHINA IN-TECH +16.79%
Transportation Inf...	+0.49%	MEILAN AIRPORT +4.16%
Food & Beverages	+0.44%	YOURAN DAIRY +11.64%
Miscellaneous	+0.37%	HSBCDRAGON FUND +1.84%
Transportation	+0.35%	WORLDGATEGLOBAL

Home | Markets | Trade | Research | Menu

- **Sector Overview / Hot Concept:**

- ❖ View the “% Gainer Industry”, “% Loser Industry” and “Hot Concept” in the market

- ❖ Click the “More” button at the right corner to view more details

Market – Hong Kong

Markets

HK US SH/SZ-HK Global

Hot Concept More...

- Valuation S...**
CHINA SHENHUA +0.43%
- China Prope...**
C&D INTL GROUP -1.05%
- China Finance**
BANK OF CHINA +0.52%

ETF More...

Hot ETF Leverage Inversed Product

- Hang Seng Index
- CSI 300 Index
- NASDAQ 100 Index
- Physical Gold Bullion

Name Code	Nominal Low/High	% Chg Chg
TRACKER FUND 02800 1mH	20.480 20.440 - 21.260	-0.39% -0.080
HSCEI ETF 02828 1mH	74.460 74.400 - 77.500	-0.51% -0.380
CSOP HS TECH 03033 1mH	4.510 4.500 - 4.780	-1.44% -0.066
CAM HS TECH 03088 1mH	5.750 5.750 - 6.130	-2.79% -0.165

Home Markets Trade Research Menu



Sector

DCM DTDC ADR **ETF** LIP REIT Hot Sect

Hang Seng Index CSI 300 Index

Name Code	Nominal Low/High	% Chg Chg
ISHARESHSI 03115	73.320 73.340 - 74.100	-0.54% -0.400
ISHARESHSI-U 09115	9.440 9.440 - 9.520	-0.53% -0.050
TRACKER FUND-R 82800	19.000 19.000 - 19.220	-0.47% -0.090
CSOP HSI ETF 03037	20.440 20.440 - 20.700	-0.49% -0.100
TRACKER FUND 02800	20.360 20.340 - 20.640	-0.59% -0.120
ISHARESHSI-R 83115	68.480 --	-0.52% -0.360

Information provided by ET Net

Home Markets Trade Research Menu

- **ETF:**

- ❖ View the **“Hot ETF”** and **“Leverage Inversed Product”**

- ❖ Click the **“More”** button at the right corner to view more details

Market – Hong Kong

The screenshot shows the 'Markets' section of the UOB app. At the top, there are tabs for 'HK', 'US', 'SH/SZ-HK', and 'Global'. Below this, two stock entries are visible: 'CAM HS TECH' (03088) with a price of 5.750 and a change of -2.79%, and 'CAM CSI300' (03188) with a price of 44.180 and a change of -2.69%. Below the stock list is a 'Market News' section with five news items, each with a timestamp. A 'Show More' button is located at the bottom of the news list. The bottom navigation bar includes icons for Home, Markets, Trade, Research, and Menu.

Stock	Price	Change
CAM HS TECH (03088)	5.750	-2.79%
CAM CSI300 (03188)	44.180	-2.69%

Market News

- 政策炒過龍恒指急升轉跌，內房大上大落越地穩健可吼 (2024-12-10 16:45)
- 恒指反高潮全日倒跌102點收報20311，成交增至2475億 (2024-12-10 16:16)
- 人幣即期收升267點子報7.2493，刷逾一周高 (2024-12-10 16:52)
- 毛戈平收高77%，每手賺2280，成交逾41億元 (2024-12-10 16:08)
- 李家超明日赴京述職，向國家領導人匯報經濟政治情況 (2024-12-10 14:41)

Show More



The screenshot shows a 'News Story' page. The title is '畢馬威料明年港IPO集資最多千二億，全球排名前五'. The date and time are '2024-12-11 12:18'. The main text discusses the Ma Shengwei IPO, mentioning that it is expected to raise 1000 to 1200 billion Hong Kong dollars, returning to 2022 levels, and ranking in the top 5 globally. It also mentions that the number of deals and average transaction size are expected to rise to 80 deals and 15 billion Hong Kong dollars. A red arrow points from the Market News section to this News Story section.

News Story

畢馬威料明年港IPO集資最多千二億，全球排名前五

2024-12-11 12:18

《經濟通通訊社11日專訊》畢馬威中國香港資本市場組主管合夥人劉大昌在記者會上指出，預計明年香港IPO集資額1000至1200億元，重返2022年水平，排名仍為全球首5名內。宗數、平均交易規模分別料升至80宗、15億元。劉大昌估計明年有多於3間大型A股來港上市，平均集資額逾50億元。

畢馬威中國新經濟市場及生命科學主管合夥人朱雅儀則指出，中東公司第二上市會以成熟、較大型的金融、能源、地產企業為主，涉約180多間公司。該行料明年香港新股市場受內地行業龍頭企業赴港；資訊科技、媒體及電信業(TMT)；生命科學；特專科技公司；中東公司二次上市所支持。

料多於3間大型A股來港上市，平均籌50億元

另該行預計今年集資額共820億元，按年升

Previous News Next News

- **Market News:**
- ❖ View the “**Local General News**”
- ❖ Click the “**Show More**” button to view more news article

Attention

- **Market News :**
 - ❖ Only Chinese version is available
- **Stock News :**
 - ❖ **HK :** Only Chinese version is available
 - ❖ **US :** Both English and Chinese version are available

TENCENT
00700

421.800 HKD
↑ +12.000 +2.93%

Bid 5,600 (17) 421.600
Ask 500 (5) 421.800

Streaming Data

About Financials **News** Comparison Analyst F

Related News

騰訊控股 (00700)-公司回購股份紀錄
2024-12-12 12:02

龍湖等 2 家公司上午 11:53 異動
2024-12-12 11:54

騰訊馬化騰官媒撰文：加大投資投入，推動數字經濟健康可持續發展
2024-12-12 10:36

官媒發聲撐人民幣恒指高開 58 點報 20213，百度高開 2%
2024-12-12 09:24

騰訊等 2 家公司上午 9:00 市前大手交易
2024-12-12 09:01

上市公司通告摘要一覽 (2)

+ Buy Sell

NVIDIA Corp
NVDA

139.310 USD
↑ +4.240 +3.14%

Bid 138.950
Ask 138.990

Streaming Data

About Financials **News** Comparison Analyst F

Related News Past 1 Week ▾

Newscasts - Nasdaq hits 20,000 for first time as AI rally rages on
12/12/2024 06:29

US STOCKS-Tame US inflation boosts S&P 500, Nasdaq rallies above 20,000
12/12/2024 05:20

GRAPHIC-Stunning rally in Big Tech drives Nasdaq to 20,000
12/12/2024 05:14

US STOCKS-Tame US inflation boosts S&P 500, Nasdaq rallies above 20,000
12/12/2024 05:00

US STOCKS-Wall Street rallies on tame US inflation, Nasdaq jumps above 20,000
12/12/2024 03:40

+ Buy Sell

Market – US

11:10

Markets

HK US SH/SZ-HK Global

Markets Today Data Delayed 15 Min.

Index Name	Last Low/High	% Chg Chg
NQ	19,714.27 19,650.79 - 19,772.04	+0.98% +190.87

Stock Ranking Streaming Data

US Top Gainers % More...

Name Code	Nominal Low/High	% Chg Chg
1 Cyngn Inc. CYN	0.1847 0.081 - 0.197	+206.81% +0.124
2 DouYu Interna... DOYU Ex	15.800 15.745 - 16.150	+156.49% +9.640
3 Cloudastructu... CSAI	12.340 5.300 - 14.900	+128.94% +6.950
4 NioCorp Devel... NIOBW 1mH	0.184299 0.0975 - 0.1975	+99.24% +0.092
5 Brand Engage... BNAIW 1mH	0.0589 0.040 - 0.2336	+95.68% +0.029

Home Markets Trade Research Menu

11:12

Markets

HK US SH/SZ-HK Global

Markets Today Data Delayed 15 Min.

Index Name	Last Low/High	% Chg Chg
DJX	444.70 443.01 - 446.22	+0.38% +1.67
NQ	19,714.27 19,650.79 - 19,772.04	+0.98% +190.87
SPX	6,066.44 6,044.84 - 6,073.38	+0.67% +40.45
VIX	15.81 15.70 - 16.61	-4.41% -0.73

Stock Ranking 10/02/2025 21:54 EST

US Top Gainers % More...

Name Code	Nominal Low/High	% Chg Chg
1 Cyngn Inc. CYN	0.1847 0.081 - 0.197	+206.81% +0.124

Home Markets Login Research Menu

- **Market Today:**
 - ❖ For **After Login**: Only NQ index is available
 - ❖ For **Before Login**: DJI, NQ, SPX and VIX are available

Market – US

Name	Nominal	% Chg
Code	Low/High	Chg
1 Cyngn Inc.	0.1847	+206.81%
CYN	0.081 - 0.197	+0.124
2 DouYu Interna...	15.800	+156.49%
DOYU Ex	15.745 - 16.150	+9.640
3 Cloudastructu...	12.340	+128.94%
CSAI	5.300 - 14.900	+6.950
4 NioCorp Devel...	0.184299	+99.24%
NIOBW 1mH	0.0975 - 0.1975	+0.092
5 Brand Engage...	0.0589	+95.68%
BNAIW 1mH	0.040 - 0.2336	+0.029



Name	Nominal	% Chg
Code	Low/High	Chg
1 Cyngn Inc.	0.1847	+206.81%
CYN	0.081 - 0.197	+0.124
2 DouYu Interna...	15.800	+156.49%
DOYU Ex	15.745 - 16.150	+9.640
3 Cloudastructu...	12.340	+128.94%
CSAI	5.300 - 14.900	+6.950
4 NioCorp Devel...	0.184299	+99.24%
NIOBW 1mH	0.0975 - 0.1975	+0.092
5 Brand Engage...	0.0589	+95.68%
BNAIW 1mH	0.040 - 0.2336	+0.029
6 Dominari Hold...	6.160	+91.30%
DOMH 1mH	3.736 - 6.500	+2.940
7 Global Star Ac...	0.0555	+85.00%
GLSTW 1mH Fin.	0.0303 - 0.0555	+0.026
8 Bellevue Life S...	0.0778	+80.93%
BLACW 1mH	0.0475 - 0.080	+0.035
9 Brand Engage...	0.6951	+69.54%
BNAI 1mH Fin.	0.4659 - 1.0499	+0.285
10 MGO Global Inc.	0.6996	+68.58%
MGOL 1mH	0.560 - 0.760	+0.285

- **Stock Ranking:**

- ❖ View the performance of US stocks by **“Top Gainers %”**, **“Top Losers %”** and **“Top Volume”**.

- ❖ Click the **“More”** button at the right corner to view more stock sin different exchanges.

Market – US

Sector Overview More...

Aluminum +3.80% Century Alumin... +10.22%	Software - I... +3.27% Cloudastructure... +128.94%	Oil & Gas Eq... +2.99% LandBridge Co... +12.27%
Pollution &... -2.58% DevvStream Corp -11.44%	Pharmaceut... -2.33% Scienture Holdi... -5.22%	Building Ma... -1.73% Captivision -15.41%

Market News

iPhone SE 4 或於本周內上架官網
2025-02-11 10:26

陳國基：美國郵寄政策朝令夕改，將向世貿作出抗議
2025-02-11 09:56

萬斯會是接班人嗎？特朗普公開說「為時過早」
2025-02-11 09:25

美指期貨/美債孳息/黃金行情：標指期貨 6081.0 跌 7.8 點
2025-02-11 09:22

Home Markets Trade Research Menu

Industry Overview

Industry	Avg %Chg	Top %Gainer Stock
Aluminum	+3.80%	Century Aluminum... +10.22%
Software - Infrastr...	+3.27%	Cloudastructure Inc +128.94%
Oil & Gas Equipme...	+2.99%	LandBridge Compa... +12.27%
Oil & Gas E&P	+2.93%	Battalion Oil Corp +9.88%
Oil & Gas Drilling	+2.85%	Sable Offshore Corp +5.42%
Copper	+2.77%	Ivanhoe Electric +5.41%
Other Precious Me...	+2.68%	Platinum Group Me... +8.66%
Gold	+2.46%	Austin Gold Corp +9.79%
Infrastructure Ope...	+2.42%	Mobile Infrastructu... +4.62%
Steel	+2.41%	Cleveland-Cliffs +17.93%
Oil & Gas Refining...	+2.39%	Par Pacific Holdings +6.58%
Railroads	+2.37%	Rail Vision Ltd +12.64%
Electronic Gaming...	+2.29%	Blue Hat Interactiv... +27.78%

Home Markets Trade Research Menu

- **Sector Overview:**

- ❖ View the “% Gainer Industry” and “% Loser Industry” in the market

- ❖ Click the “More” button at the right corner to view more details

Market – US

The screenshot shows the 'Markets' section of the UOB app, specifically for the US market. It features a 'Sector Overview' with six categories: Aluminum (+3.80%), Software - I... (+3.27%), Oil & Gas Eq... (+2.99%), Pollution &... (-2.58%), Pharmaceut... (-2.33%), and Building Ma... (-1.73%). Below this is the 'Market News' section, which is highlighted with a red box. The news items include: 'iPhone SE 4 或於本週內上架官網', '陳國基：美國郵寄政策朝令夕改，將向世貿作出抗議', '萬斯會是接班人嗎？特朗普公開說「為時過早」', and '美指期貨/美債孳息/黃金行情：標指期貨 6081.0 跌 7.8 點'. A red arrow points from the 'Market News' section to the 'News Story' page.

The screenshot shows the 'News Story' page for the article '特朗普對鋼鋁徵稅，全球市場進入新一輪動盪'. The article is dated 2025-02-11 13:52. The main text discusses the impact of the US trade policy on the global market, mentioning that the price reaction in London is relatively mild and that the Singapore iron ore price has fallen 0.9% since October. The article also mentions that ANZ Group analyst Daniel Hynes expects US manufacturers to pay higher prices for steel and aluminum, and that Canada's supply may increase exports to Europe. Finally, OCBC investment strategist Vasu Menon notes that the current trade policy is still a negotiation strategy and that full implementation could harm the US economy.

- **Market News:**
 - ❖ View the "US General News"
 - ❖ Click the "Show More" button to view more news article

Market – SH/SZ-HK

Markets Today Data Delayed 15 Min. 11/02/2025 15:08 [More...](#)

Index Name	Last Low/High	% Chg Chg
CSI 300	3,883.14 3,872.91 - 3,905.16	-0.46% -17.93

HK Connect (SH) | **HK Connect (SZ)**

Net Buy Turnover **+28.15B** | Net Buy Turnover **+15.96B**

Net Capital Flow **+7.57M** | Net Capital Flow **-3.61B**

Southbound Net Buy Turnover **+44.11B**

Stock Ranking Streaming Data

HK Connect (SH) [More...](#)

Name Code	Nominal Low/High	% Chg Chg
1 TRACKER FUND 02800 <small>1mH</small>	21.580 21.500 - 21.900	-0.64% -0.140
2 BABA-W 09988 <small>1mH</small>	105.700 104.600 - 108.600	+0.19% +0.200
3 TENCENT 00700 <small>1mH</small>	427.000 425.600 - 441.200	-2.29% -10.000



Market Indices

Index Name	Last Low/High	% Chg Chg
CSI 300	3,883.14 3,872.91 - 3,905.16	-0.46% -17.93
SSE Composite	3,318.06 3,304.44 - 3,324.17	-0.12% -4.11
SSE 180	8,532.94 8,505.10 - 8,568.19	-0.34% -29.52
SSE 380	5,485.48 5,454.31 - 5,502.71	-0.03% -1.88
Shanghai A Share	3,477.88 3,463.60 - 3,484.25	-0.12% -4.28
Shanghai B Share	265.31 264.40 - 267.28	-0.70% -1.86

Delayed Quote at least 15 mins 11/02/2025 15:09
Information provided by ET Net

- **Market Today:**

- ❖ View the performance of the **CSI 300**.

- ❖ Click the "**More**" button at the right corner to view more China indexes.

Market – SH/SZ-HK

Stock Ranking [Streaming Data](#)

HK Connect (SH) More...

Name Code	Nominal Low/High	% Chg Chg
1 BABA-W 09988 1mH	104.900 104.700 - 108.600	-0.57% -0.600
2 TENCENT 00700 1mH	429.200 429.200 - 441.200	-1.78% -7.800
3 XIAOMI-W 01810 52wH	42.650 42.250 - 44.300	-2.51% -1.100
4 MEITUAN-W 03690 1mH	161.900 161.600 - 167.600	-0.49% -0.800
5 BYD COMPANY 01211 52wH	326.800 326.000 - 345.000	-1.03% -3.400

HK Connect (SZ) More...

Name Code	Nominal Low/High	% Chg Chg
1 BABA-W 09988 1mH	104.900 104.700 - 108.600	-0.57% -0.600
2 TENCENT 00700 1mH	429.200 429.200 - 441.200	-1.78% -7.800

Top Movers [Streaming Data](#)

SH SZ

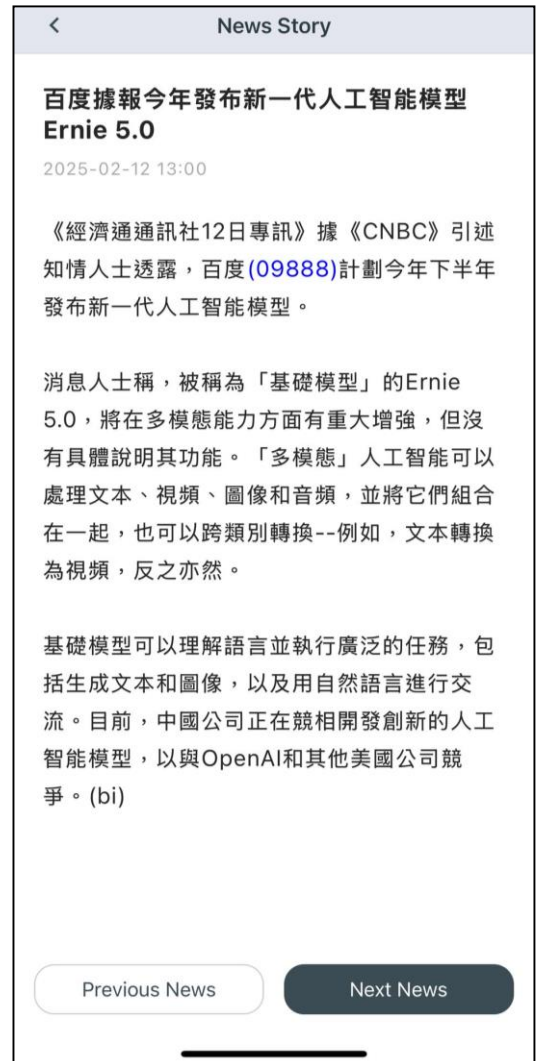
Name Code	Nominal Low/High	% Chg Chg
1 BABA-W 09988 1mH	112.100 109.100 - 113.900	+6.86% +7.200
2 TRACKER FUND 02800 1mH	21.840 21.640 - 22.000	+1.49% +0.320
3 MEITUAN-W 03690	151.000 150.200 - 162.700	-6.67% -10.800
4 TENCENT 00700	437.000 426.000 - 438.800	+2.25% +9.600
5 SMIC 00981 Result	46.750 45.700 - 48.200	+3.20% +1.450
6 XIAOMI-W 01810 52wH	43.800 42.650 - 44.550	+2.94% +1.250
7 HSCEI ETF 02828 1mH	81.460 80.560 - 82.080	+1.52% +1.220
8 BYD COMPANY 01211 52wH	347.000 327.400 - 349.800	+5.86% +19.200
9 CSOP HS TECH 03033	5.100 5.050 - 5.175	+1.29% +0.065
10 HKEX 00388 1mH	326.600 317.800 - 329.000	+2.70% +8.600
CHINA MOBILE	78.000	+1.23%

- **Stock Ranking:**

- ❖ View the performance of **HK Connect(SH)** and **HK Connect(SZ)**.

- ❖ Click the "**More**" button at the right corner to view more stocks.

Market – SH/SZ-HK

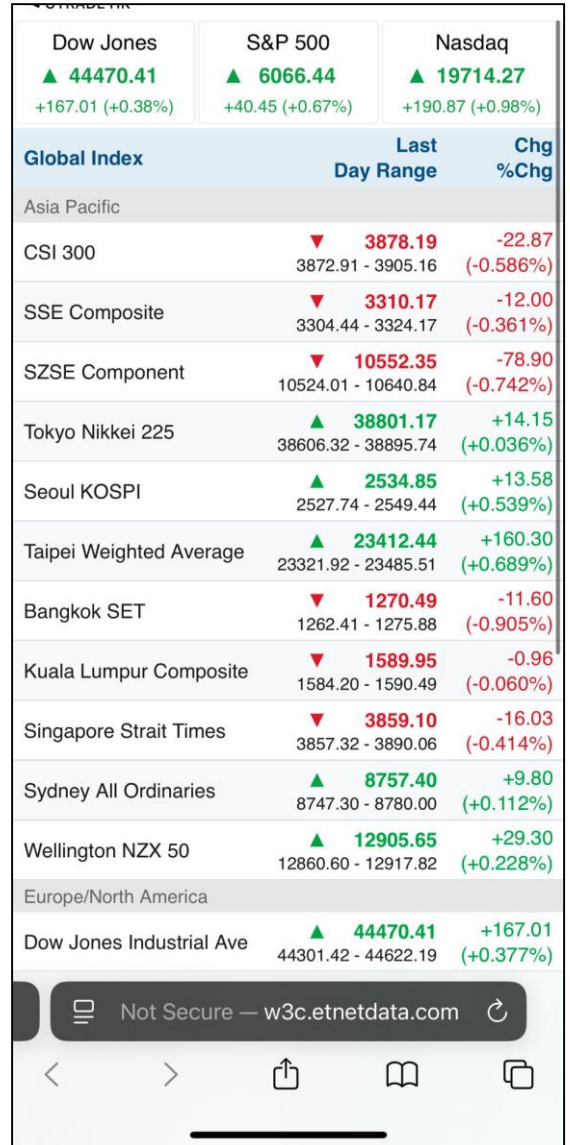
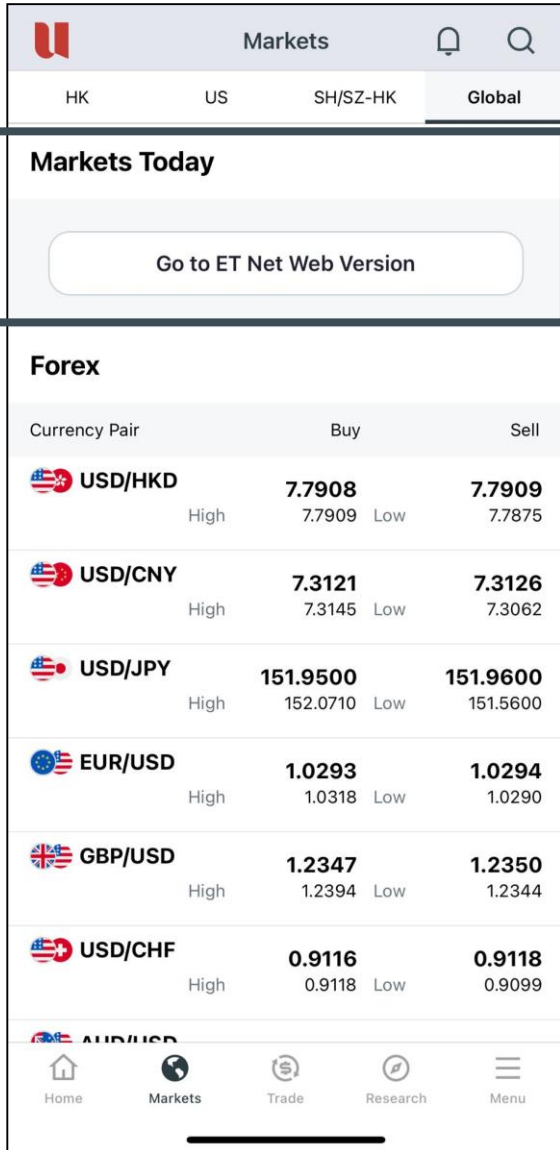


- **Market News:**

- ❖ View the “**China General News**”

- ❖ Click the “**Show More**” button to view more news article

Market – Global



- **Market Today:**

- ❖ View the performance of the major **“Global Indexes”**.
- ❖ Click the **“Go to ET Net Web Version”**, a web page will be opened in the external web browser.

Market – Global

Currency Pair	Buy	Sell
USD/HKD	7.7908	7.7909
USD/CNY	7.3121	7.3126
USD/JPY	151.9500	151.9600
EUR/USD	1.0293	1.0294
GBP/USD	1.2347	1.2350
USD/CHF	0.9116	0.9118

Commodities	Buy	Sell
Gold Spot	2,915.90	2,916.90
Silver Spot	31.83	31.86

Last Updated: 11/02/2025 11:10
Information provided by ET Net

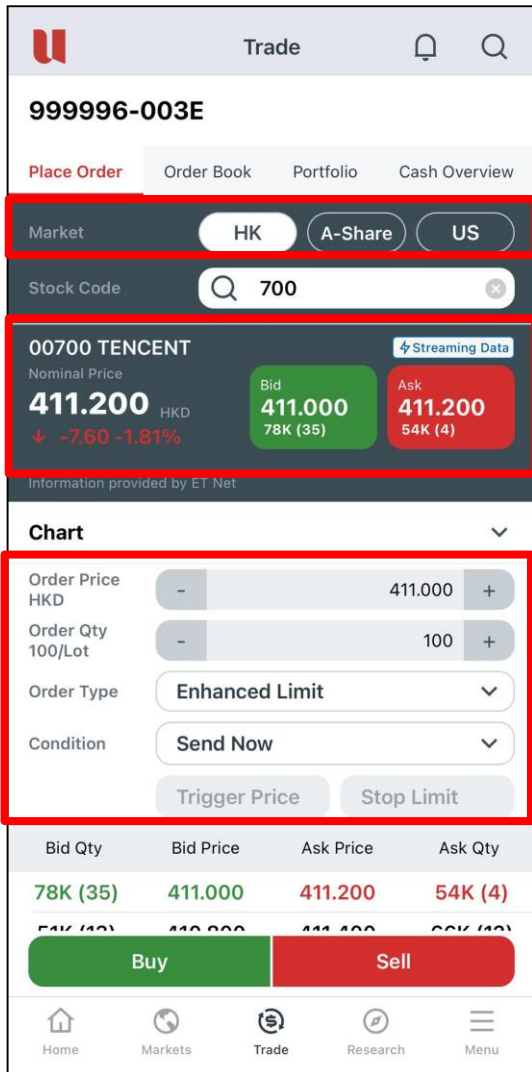
- **Forex and Commodities:**

- ❖ View the performance of the “**Forex**” and “**Commodities**”.

Trade

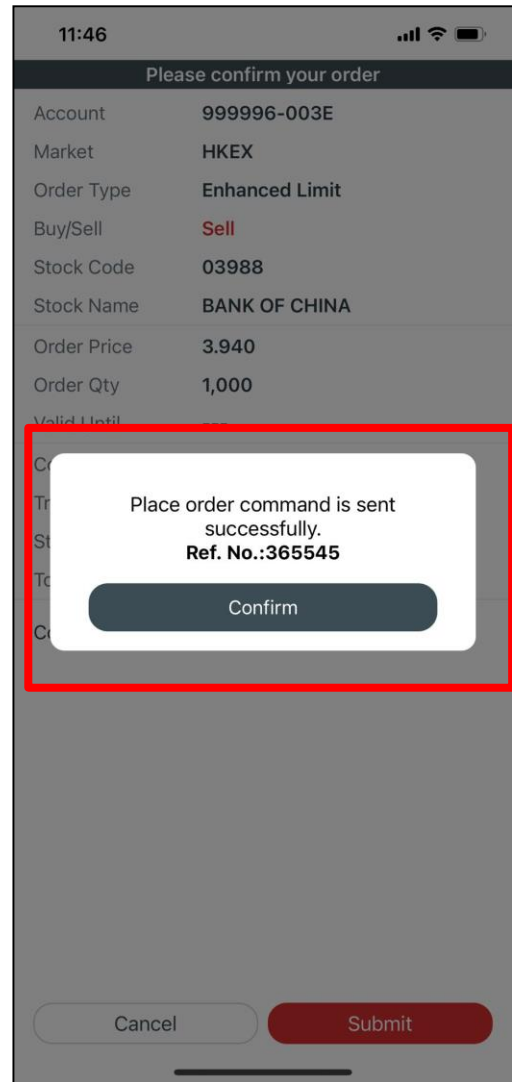
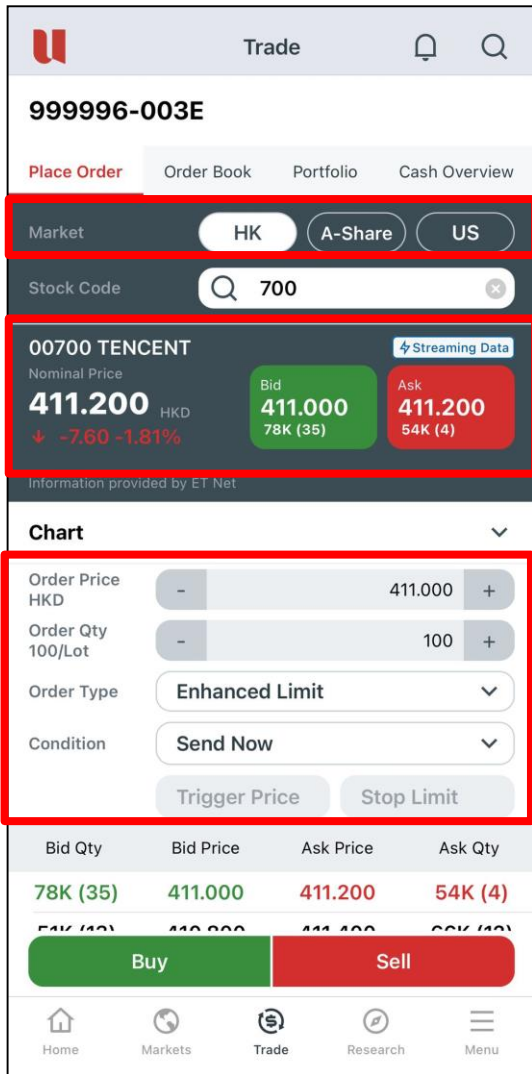


Trade



- Select the **Market** (HK/A/US) tabs at the top
- Input **Stock Code**, **Order Price**, **QTY** and **Order Type**
- **Press Nominal, Bid/Ask prices** to copy stock prices directly to Order Sheet.
- Scrolling down along the "**Trade**" page, user could view the "**Broker Queue**"*, facilitating the trading activities.
- *Applicable to users who have subscribe to **HK Level 1 and Level 3 Streaming and Real-Time Snapshot**

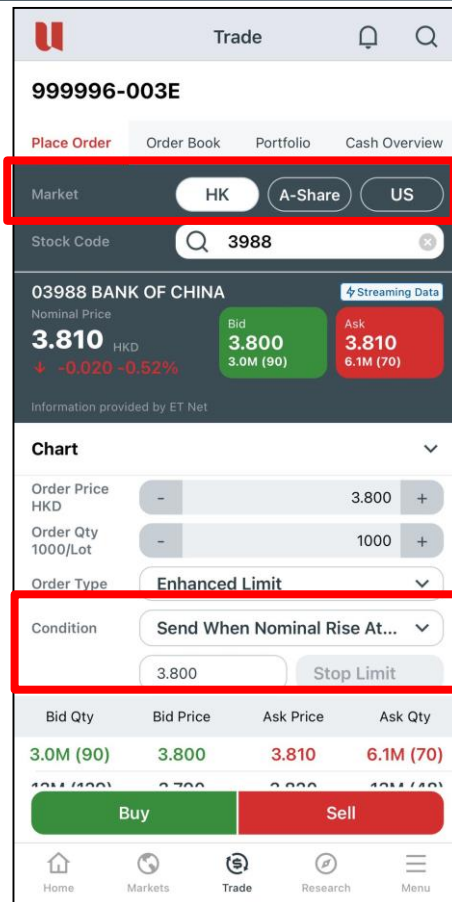
Trade – Place Order



- **STEP 1** Select the Market (HK/A/US) tabs at the top
- **STEP 2** Input Stock Code, Order Price, QTY and Order Type (You can press Nominal, Bid/Ask prices to copy stock prices directly to Order Sheet)
- **STEP 3** Press Buy/Sell button
- **STEP 4** Press Confirm button to confirm order detail
- **STEP 5** You will see your Order Ref. No. after an order is successfully sent

Trade – Conditional Orders

Send When Nominal Rises At/Above



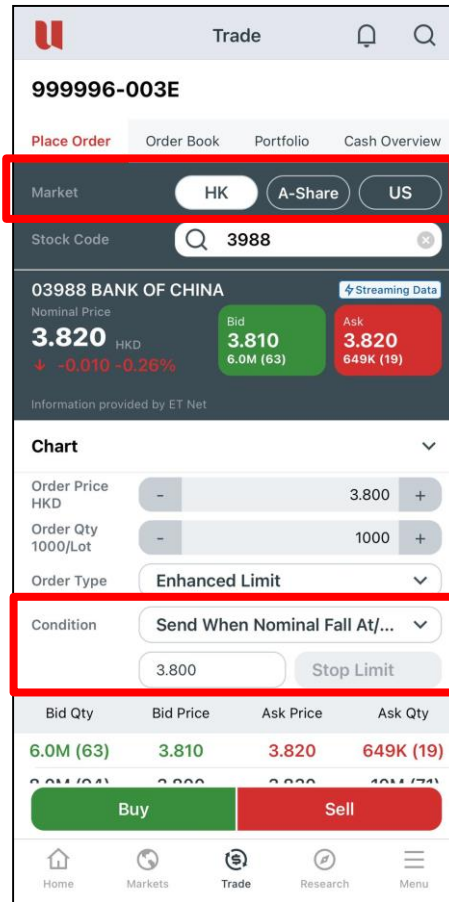
- **STEP 1** Select the **Market (HK/A/US)** tabs at the top
- **STEP 2** Input **"Order Details"**
- **STEP 3** Select **"Send When Nominal Rises At/Above"** in condition
- **STEP 4** Input **Trigger Price***
- **STEP 5** Press **Buy/Sell button** and **Confirm** the order

For more details about conditional orders, please visit the [User Guide of UTRADE Conditional Orders in HK Market](#)

*Trigger Price cannot be changed when it has already set in ahead. Client should CANCEL and RESET the order if one wishes to change the Trigger Price.

Trade – Conditional Orders

Send When Nominal Falls At/Below



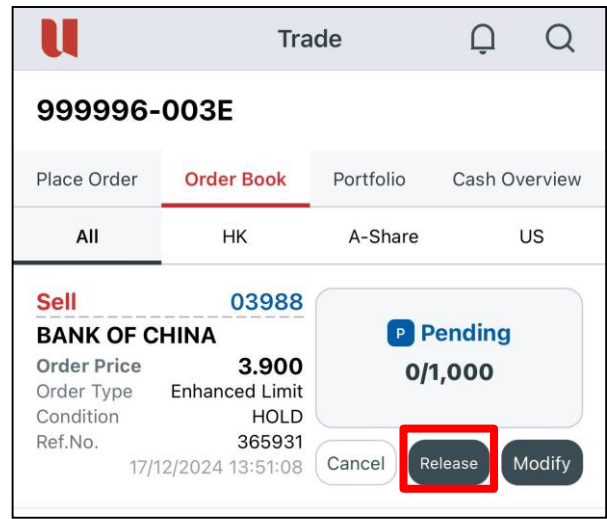
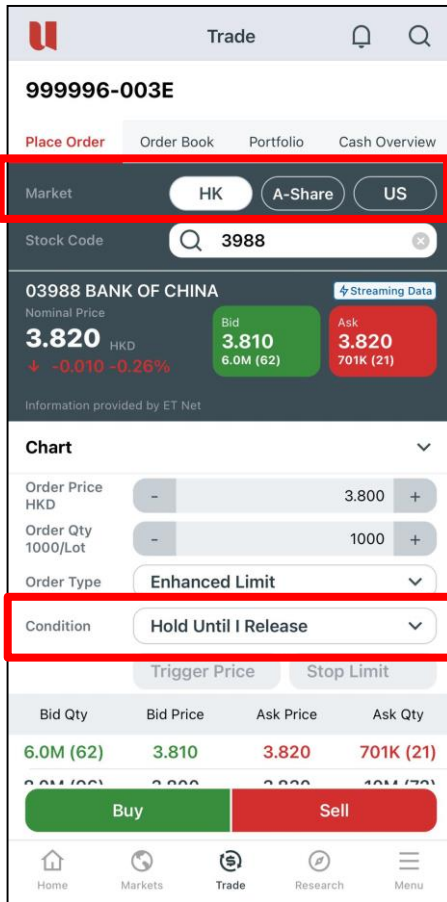
- **STEP 1** Select the **Market (HK/A/US)** tabs at the top
- **STEP 2** Input **“Order Details”**
- **STEP 3** Select **“Send When Nominal Falls At/Below”** in condition
- **STEP 4** Input **Trigger Price***
- **STEP 5** Press **Buy/Sell button** and **Confirm** the order

For more details about conditional orders, please visit the [User Guide of UTRADE Conditional Orders in HK Market](#)

*Trigger Price cannot be changed when it has already set in ahead. Client should CANCEL and RESET the order if one wishes to change the Trigger Price.

Trade – Conditional Orders

Hold Until I release

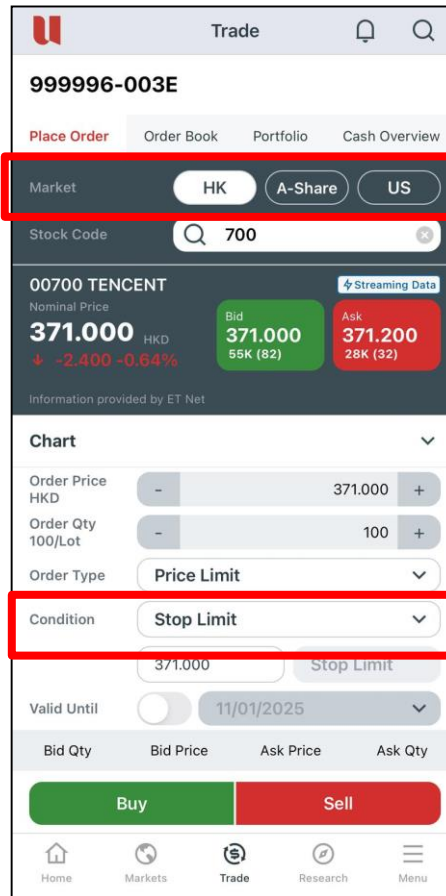


- **STEP 1** Select the **Market (HK/A/US)** tabs at the top
- **STEP 2** Input **“Order Details”**
- **STEP 3** Select **“Hold Until I release”** in condition
- **STEP 4** Press **Buy/Sell** button and **Confirm** the order
- **STEP 5** Choose **“Order Book”** and press **“Release”** button to release the order to market.

For more details about conditional orders, please visit the [User Guide of UTRADE Conditional Orders in HK Market](#)

Trade – Conditional Orders

Stop Limit

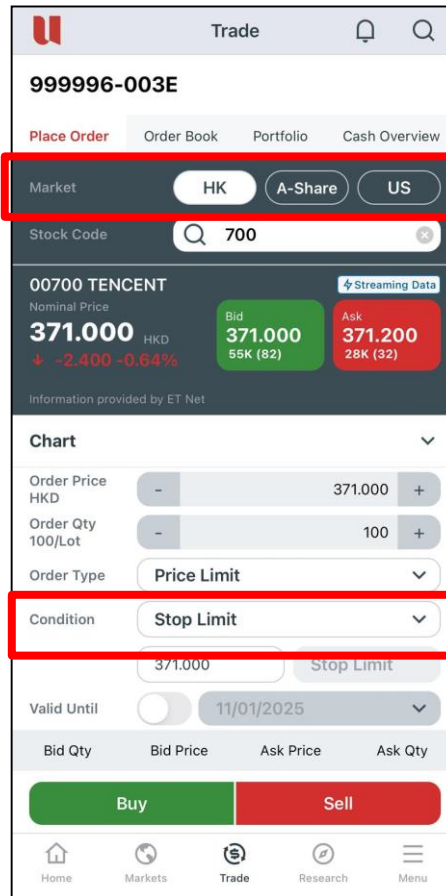


- **STEP 1** Select the **Market (HK/A/US)** tabs at the top
- **STEP 2** Input **“Order Details”**
- **STEP 3** Select **“ Stop Limit”** in condition and input **Trig. Price** (Trigger Price)
- **STEP 4** Press **Buy/Sell button** and **Confirm** the order

For more details about conditional orders, please visit the [User Guide of UTRADE Conditional Orders in HK Market](#)

Trade – Conditional Orders

Stop Limit

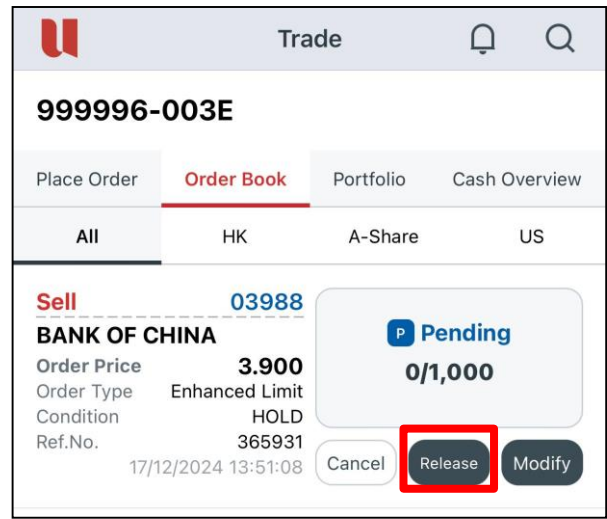
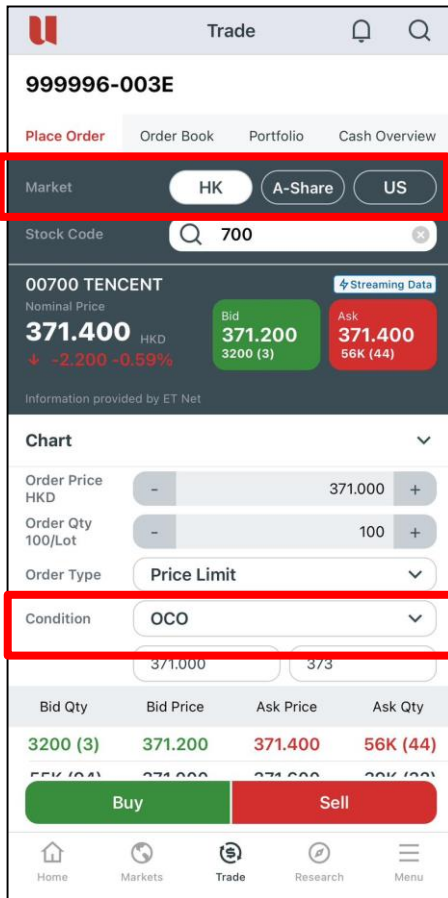


- (1) The Trigger Price of a **Buy** Stop Limit Order must be equal or lower than Order Price; the Order Price and Trigger Price must be higher than Nominal Price.
- (2) The Trigger Price of a **Sell** Stop Limit Order must be equal or higher than Order Price; the Order Price and Trigger Price must be lower than Nominal Price.
- * Trigger Price cannot be changed when it has already set in ahead. Client should **CANCEL** and **RESET the order if one wishes to change the Trigger Price.**

For more details about conditional orders, please visit the [User Guide of UTRADE Conditional Orders in HK Market](#)

Trade – Conditional Orders

OCO (One Cancels the Other)



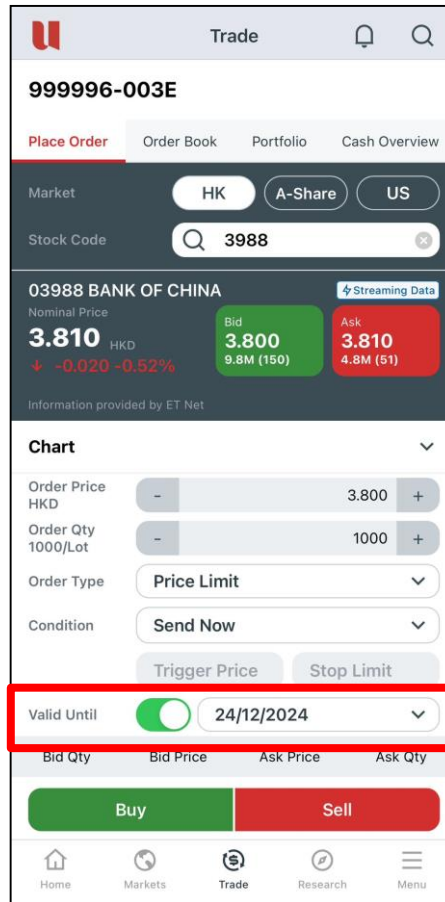
- **STEP 1** Select the **Market (HK/A/US)** tabs at the top
- **STEP 2** Input **"Order Details"**
- **STEP 3** Select **"OCO"** in condition and input **Trig. Price** (Trigger Price) (4a)* and **Stop Price** (4b)
- **STEP 4** Press **Buy/Sell button** and **Confirm** the order

For more details about conditional orders, please visit the [User Guide of UTRADE Conditional Orders in HK Market](#)

* Trigger Price cannot be changed when it has already set in ahead. Client should CANCEL and RESET the order if one wishes to change the Trigger Price

Trade – Conditional Orders

Good-Till-Date (GTD) Orders



- **STEP 1** Select the **Market (HK/A/US)** tabs at the top
- **STEP 2** Input **"Order Details"**
- **STEP 3** Select Price Limit in Order Type and Send Now or Stop Limit in Condition. Turn on the on/off button next to Valid Till. Then choose the preferred expiry date
- **STEP 4** Press **Buy/Sell button** and **Confirm** the order
- **STEP 5** Order will be available to view under "Order Book". The expiry date will be displayed below order status.

This function is available for HK and US stocks and only Price Limit order with condition set as **"Send Now"** or **"Stop Limit"**.

Good-Till-Date (GTD) order allows your trade to remain valid **for up to 14 calendar days**.

Trade – Conditional Orders

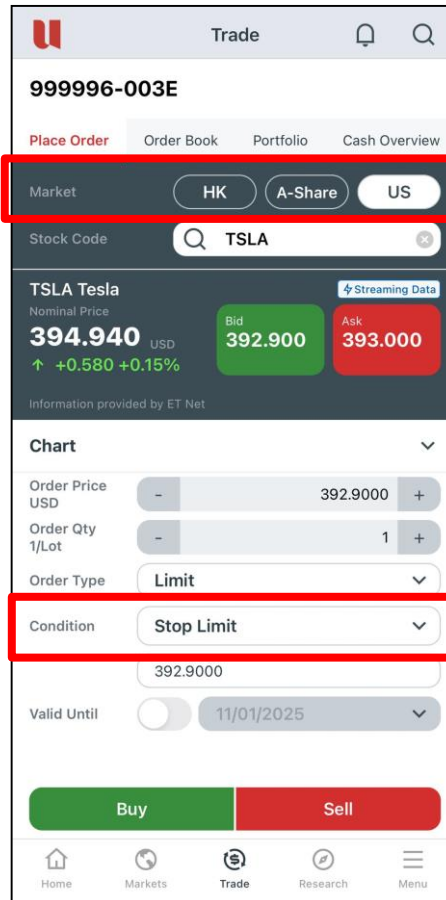
Good-Till-Date (GTD) Orders

Disclaimer of HK and US stocks – Good-Till-Date (GTD) Orders

- 1. GTD orders are sent to the market during market open everyday. The GTD order will be rejected if there are not enough funds or stock holdings in client's portfolio.
- 2. All rejected GTD orders (including any rejected order caused by unforeseeable events or system disruptions) will be cancelled. Clients should pay attention to the order status/expiry date and place the orders again if needed.
- 3. The order details of GTD orders (including but not limited to the quantity and price) will not be adjusted automatically by any corporate actions from the stock-issuing company, including but not limited to stock consolidation or split. The instructions of the GTD order will remain valid till the expiry date. Clients should closely monitor the status and any relevant information so as to amend the order details accordingly.
- 4. The maximum validity for the GTD order is 14 calendar days, which will commence from the day after the GTD order is placed, based on HK Time.
- 5. The unfulfilled quantity of a valid GTD order will be carried forward to the next trading day.

Trade – Conditional Orders

Stop Limit (US Market)

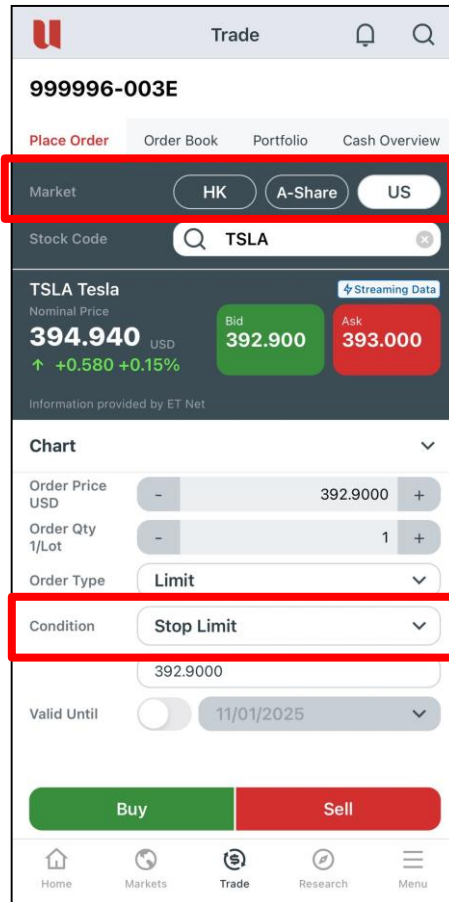


- **STEP 1** Select the **Market (HK/A/US)** tabs at the top
- **STEP 2** Input **“Order Details”**
- **STEP 3** Select **“ Stop Limit”** in condition and input **Trig. Price** (Trigger Price)
- **STEP 4** Press **Buy/Sell button** and **Confirm** the order
- **STEP 5** Choose **“Order Book”** and press **“Release”** button to release the order to market.

For more details about conditional orders, please visit the [User Guide of UTRADE Conditional Orders in HK Market](#)

Trade – Conditional Orders

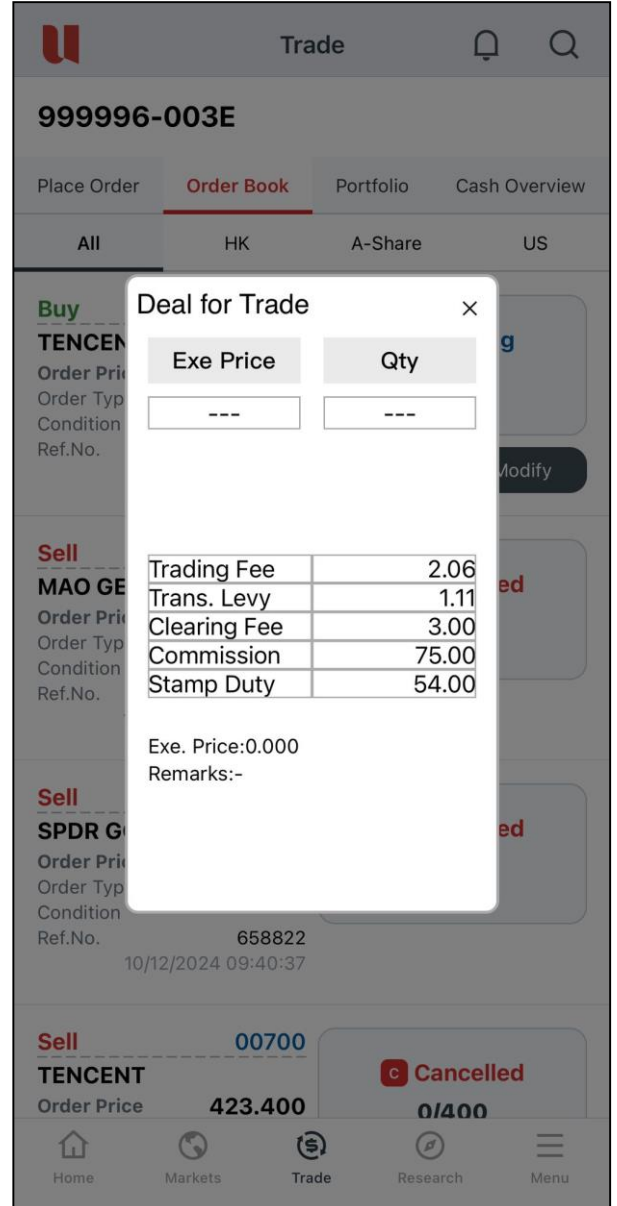
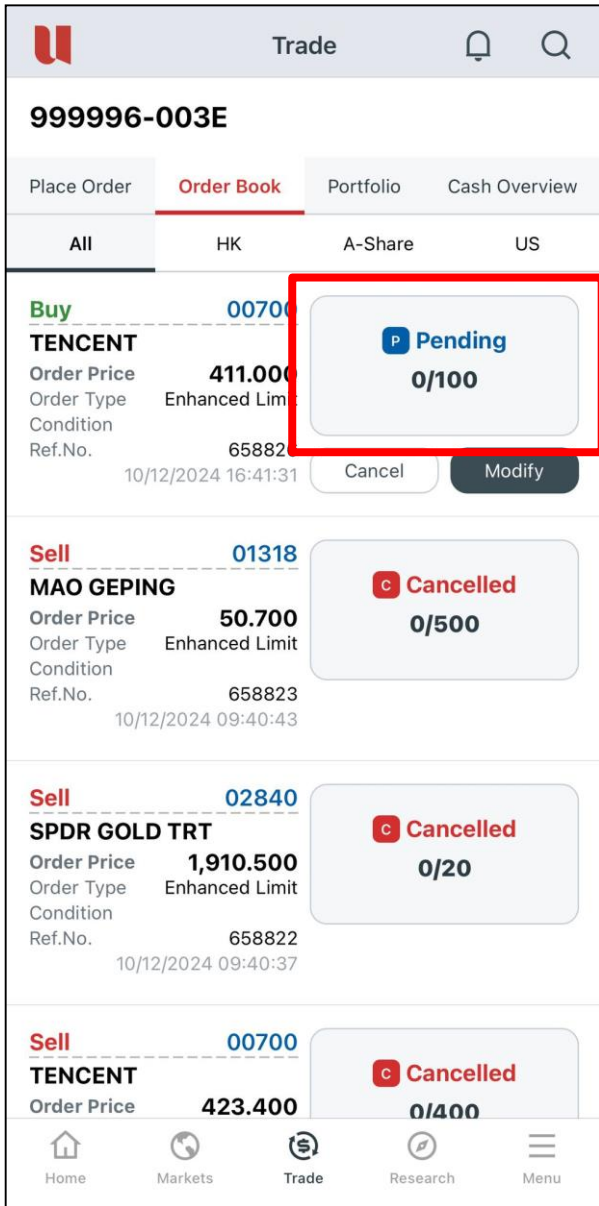
Stop Limit (US Market)



- (1) The Trigger Price of a **Buy** Stop Limit Order must be equal or lower than Order Price; the Order Price and Trigger Price must be higher than Nominal Price.
- (2) The Trigger Price of a **Sell** Stop Limit Order must be equal or higher than Order Price; the Order Price and Trigger Price must be lower than Nominal Price.
- * Trigger Price cannot be changed when it has already set in ahead. Client should CANCEL and RESET **the order if one wishes to change the Trigger Price.**

For more details about conditional orders, please visit the [User Guide of UTRADE Conditional Orders in HK Market](#)

Order Book – Track Order



- User could find the **details and status of the orders** placed in the **“Order Book”** tab
- By clicking the **“Order Status”** box, you can view the **Order Breakdowns, Charges, reject reason** and other information.

Order Book – Modify Order

Trade

999996-003E

Place Order **Order Book** Portfolio Cash Overview

All HK A-Share US

Buy 00700

TENCENT

Order Price **411.000**

Order Type Enhanced Limit

Condition

Ref.No. 658826

10/12/2024 16:41:31

Pending 0/100

Cancel **Modify**

Sell 01318

MAO GEPING

Order Price **50.700**

Order Type Enhanced Limit

Condition

Ref.No. 658823

10/12/2024 09:40:43

Cancelled 0/500

Sell 02840

SPDR GOLD TRT

Order Price **1,910.500**

Order Type Enhanced Limit

Condition

Ref.No. 658822

10/12/2024 09:40:37

Cancelled 0/20

Sell 00700

TENCENT

Order Price **423.400**

Condition

Ref.No. 658822

10/12/2024 09:40:37

Cancelled 0/400

Home Markets Trade Research Menu

Please confirm your changes

Account 999996-003E

Market HKEX

Ref.No. 366453

Order Type Price Limit

Buy/Sell Sell

Stock Code 03988

Stock Name BANK OF CHINA

Order Price HKD - 3.910 +

Order Qty 1000/Lot - 1,000 +

Valid Until ---

Condition ---

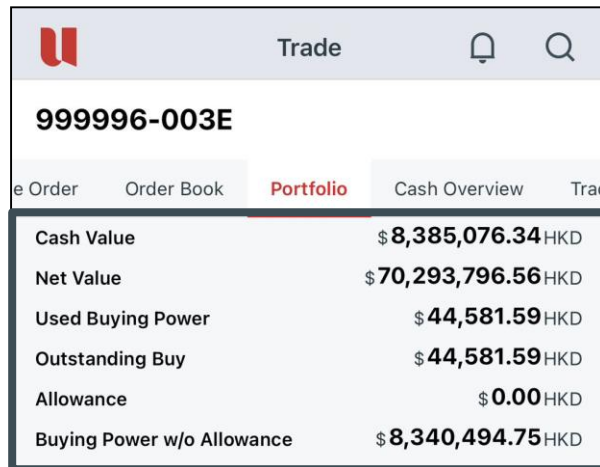
Total Amount 3,910.000(HKD)

Confirm to make order?

Cancel **Amend**

- **STEP 1** Press “**Modify**”
- **STEP 2** Amend your “**Order Price**”
- **STEP 3** Press “**Amend**”
- **STEP 4** You will get a message after the Order is successfully amended and sent to the market

Portfolio



999996-003E				
Order	Order Book	Portfolio	Cash Overview	Trade
Cash Value			\$8,385,076.34	HKD
Net Value			\$70,293,796.56	HKD
Used Buying Power			\$44,581.59	HKD
Outstanding Buy			\$44,581.59	HKD
Allowance			\$0.00	HKD
Buying Power w/o Allowance			\$8,340,494.75	HKD

- **Total Cash Value** : Total Cash (CNY, HKD, USD, etc.) on hand
- **Net Value** : Total Market Value + Total Cash Value
- **Used Buying Power** : Buying Power for pending buy order;
- Cash Account: The Order Value of pending buy order
- Margin Account: The Order Value of queuing buy order x (1 – margin ratio %)
- Outstanding Buy : Market Value for pending buy order
- Allowance : For internet trade only;
- Cash Account: Order can be placed without good fund if Cash Balance + Order Size is smaller than the allowance amount
- Margin Account: Order can be placed if Buying Power or Margin Call + Order Size is smaller than Buying the allowance amount
- Buying power *w/o allowance:
- Cash Account: Cash - Used Buying Power
- Margin Account: Cash + min (stock margin value, credit limit) – Used Buying Power

Portfolio

All	HK	A-Share	US
Name ▾ Code ▾	Market Value ▾ Quantity ▾		
HSBC HOLDINGS 00005	HKD 148,400 2,000	Trade	
Nominal Price 74.20 HKD ↓ -0.10 -0.13%	Bid 74.150	Ask 74.200	
Previous Close 74.30 Reference Cost 0.00	Previous MV 148,600.00 Unrealized Profit +148,400.00		
TENCENT 00700	HKD 164,480 400	Trade	
MAO GEPING 01318	HKD 26,300 500	Trade	



Place Order | Order Book | Portfolio | Cash Overview

Market: HK | A-Share | US

Stock Code: 5

00005 HSBC HOLDINGS [Streaming Data](#)

Nominal Price: **74.200** HKD
↓ -0.10 -0.13%

Bid 74.150 (68K (5))
Ask 74.200 (46K (1))

Information provided by ET Net

Chart

Order Price: 74.200

Order Qty: 400/Lot

Order Type: Enhanced Limit

Condition: Send Now

•Trade Button :

- ❖ When clicking the “**Trade**” button, the “**Quantity**” holding on hand will be **carried forward to the “Trade” page**.
- **Reminder:**
 - ❖ At (HK/A/US) market opens, **Unrealized Profit** and **Market Value** may vary based on your Quote Access Right*.
 - ❖ At (HK/A/US) market closes, **Unrealized Profit** and **Market Value** are calculated based on the previous closing price.
 - ❖ *For client using Real-Time Snapshot, the related information is calculated with a 15-min delayed price feed.

Attention

- **For Streaming User :**

- ❖ The price feed, Market Value and Unrealized Profit are **“Real-Time”**.

All	HK	A-Share	US
Name Code	Market Value Quantity		
HSBC HOLDINGS 00005	HKD 148,400 2,000	Trade	
Nominal Price 74.20 HKD ↓ -0.10 -0.13%	Bid 74.150	Ask 74.200	
Previous Close Reference Cost	74.30 0.00	Previous MV Unrealized Profit	148,600.00 +148,400.00
TENCENT 00700	HKD 164,480 400	Trade	
MAO GEPING 01318	HKD 26,300 500	Trade	

- **For Delay/real-time Snapshot User :**

- ❖ The price feed Market Value and Unrealized Profit are **“Delay”**.

All	HK	A-Share	US
Name Code	Market Value Quantity		
HSBC HOLDIN... 00005	HKD 149,600 2,000	Trade	
Nominal Price (Delay) 74.800 HKD ↑ 0.400 +0.54%	Bid Delay 74.750	Ask Delay 74.800	
Previous Close Reference Cost	74.400 0.000	Previous MV Unrealized PL	148,800.000 +149,600.000
GEELY AUTO 00175	HKD 16,140 1,000	Trade	
TENCENT 00700	HKD 167,600 400	Trade	

Cash Overview

Currency	Amount
HKD	57.67
USD	2.21

- Click "**Cash Overview**" to view all your currencies at a glance, such as **HKD, CNY, USD** and other applicable currencies

Trade History

The screenshot displays the 'Trade History' section of a mobile trading application. At the top, the account number '999996-003E' is visible. Below it, navigation tabs include 'Order Book', 'Portfolio', 'Cash Overview', and 'Trade History'. A date selector is set to '14/12/2024'. The table below lists four executed orders for 'PA GOODOC...' on 13/12/2024, all at a price of 7.470. Each entry includes the order time, name, code, and execution price. The bottom navigation bar shows 'Home', 'Markets', 'Trade', 'Research', and 'Menu'.

Order Time	Name	Exe. Price
	Code	Ref. No.
13-12-2024	PA GOODOC...	7.470
15:54	01833	658851
Exe. Time: 13/12/2024 15:55:31 Order Info: Buy 100 Shares @ 7.470		
13-12-2024	PA GOODOC...	7.470
15:54	01833	658851
Exe. Time: 13/12/2024 15:56:43 Order Info: Buy 100 Shares @ 7.470		
13-12-2024	PA GOODOC...	7.470
15:54	01833	658851
Exe. Time: 13/12/2024 15:57:42 Order Info: Buy 100 Shares @ 7.470		
13-12-2024	PA GOODOC...	7.420
15:50	01833	658850

- Click **“Trade History”** and select a date to view all the orders executed with its **Order Info and Exe. Time**. The Trade History is up to **7 Days**.

Research

Research – HK/A-Share

Research

HK/A-Share US Video Others

- 2024/12/10**
China proposes "moderately loose" monetary policy after 14 years amid major shareholders reduce holdings in Tencent
- 2024/12/09**
Waiting for U.S. inflation data amid China's official media focuses on monetary policy and real estate
- 2024/12/06**
Waiting for U.S. non-farm employment data amid Yum China will repurchase US\$360 million in shares in the first half of next year
- 2024/12/05**
Rumour that Apple and Baidu's cooperation with China version of AI encounters obstacles amid Meitu plans to pay special dividends
- 2024/12/04**
Central Economic Work Conference expected to be held next Wednesday

Home Markets Trade Research Menu

UOB KayHian
your trusted financial partner

Retail Market Monitor HONG KONG

Tuesday, 10 December 2024

MARKET NEWS

China proposes "moderately loose" monetary policy after 14 years amid major shareholders reduce holdings in Tencent

Yesterday (9 December), the HSI rose 548 points to settle at 20,414 points. The HSCFI rose 224 points and closed at 7,360 points. The market turnover amounted to HK\$206.530bn with 1,155 gainers and 572 losers.

The Hong Kong stock market rebounded amidst policy shift signals from China on Monday, with the HSI breaking through the 20,000-point mark. The Politburo meeting stated that a more proactive fiscal policy and a moderately loose monetary policy will be implemented next year in order to stabilise the property and stock markets. The meeting vowed to boost consumption and expand domestic demand. China's last round of "moderately loose" monetary policy was from the Political Bureau meeting of the CPC Central Committee in November 2009 to 2010, which means that the policy direction has changed again after 14 years. The Shanghai Composite Index of A-shares fell less than 0.1%. Mainland funds actively bought shares as the southbound trading of the Hong Kong Stock Connect recorded net inflows of nearly HK\$2.7 billion. Wuliu App/Tec (2359) and Wuliu Biologics (2289) both rose more than 9%, as the BIOSECURE Act of the U.S. is unlikely to be passed this year. Mobile phone equipment stocks continued to rise on expectations of central government subsidies for electronic products purchases. If the index stays above 20,000 points, its upside targets will be near the downside gap formed in November at 20,700 and the high reached in mid-October of 21,600.

Overnight, the three major U.S. stock indexes came under pressure, with the S&P 500 and Nasdaq retracing 0.6% from their highs. Software company Oracle (ORCL) reported second-quarter revenue up 9% yoy, slightly lower than market expectations, net profit was US\$3.2 billion, up 22% yoy. After-market stock price fell more than 7%. Chip stocks were under pressure. Nvidia (NVDA) fell 4.0% as it was investigated for failing to comply with additional conditions for its acquisition of Mellanox and suspected of violating China's antitrust law. Its peer Advanced Micro Devices (AMD) also fell 5.6%. A November survey by the New York Fed showed that U.S. consumers' average one-year inflation forecast was 3%. The U.S. exchange rate index reached a high of 106.21, the 10-year bond interest rate reached a high of 4.20%. The PBOC increased its gold holdings again after half a year. The spot gold price rose by 1%.

The ADR Hong Kong Stock Ratio Index closed at 20,827 points, 413 points higher than the Hang Seng Index closing on Monday. The Nasdaq Golden Dragon China Index, which reflects the performance of large Chinese concept stocks, surged 8.5%. Reuters reported that regulators in China and Hong Kong have asked investment banks to help speed up the listing of Chinese companies in Hong Kong to strengthen overseas financing and revive the Chinese economy. South Africa's Naspers, Tencent (Tencent's largest shareholder), reduced its shareholding 10% to 23.99% last Friday. Xiaomi Motors announced that the new SU7 'Xiaomi YU7' is expected to be officially launched in June or July next year. ESR (1821) plans to spin off its logistics assets and list them independently on the Shanghai Stock Exchange. The final offering price is HK\$ 2.028 per fund unit, and the total proceeds are approximately HK\$ 2.102 billion.

WHAT'S IN THE PACK

Property – China
 Latest Politburo Meeting Vows Stronger Fiscal And Monetary Stimulus As Well As Unconventional Counter-cyclical Adjustments For 2025
 On 9 Dec 24, the Politburo meeting vowed to "adopt an appropriately loose monetary policy next year", marking the first easing of monetary policy stance since 2012, and to "step up unconventional counter-cyclical adjustments". We expect that more supportive policies may be forthcoming. Policy levers may include LPR cuts, introduction of KPI to local governments and issuance of treasury bonds to support destocking. Maintain OVERWEIGHT.

Ants Sports (2020 HK)
 Trading buy range: HK\$83.10-84.00
 Last price: HK\$83.75
 Target price: HK\$88.85HK\$92.10
 Protective stop: Breaks below HK\$77.00

China Southern Airlines (1055 HK)
 Trading buy range: HK\$4.10-4.15
 Last price: HK\$4.22
 Target price: HK\$4.33HK\$4.54
 Protective stop: Breaks below HK\$3.86

TOP INDICES

Index	Price	Chg (%)	YTD (%)
HSI Index	20,414	2.8	19.7
HSCFI Index	20,650	3.4	24.7
HSCEQ Index	7,961	3.1	27.6
S&P 500 Index	5,403	0.9	14.4
DAX Index	64,682	-0.5	12.9
FTSE 100 Index	4,053	-0.8	26.9
Nikkei 225 Index	39,149	0.3	13.3
DAX Index	20,348	-0.2	21.5
CAC Index	7,460	0.7	-5.8

TOP VOLUME

Stock	Price (HK\$)	Chg (%)	Value (\$m)
TRACKER FUND B	20.04	2.4%	20,96.9
MEITUAN W	171.70	5.7%	874.7
TENCENT	418.00	1.5%	526.1
BABA W	86.30	3.5%	762.7
HSCEQ B-HWD	74.84	2.8%	678.5

TOP GAINERS

Stock	Price (HK\$)	Chg (%)	Value (\$m)
TRANS TECH OPTICAL	0.38	17.0%	2.8
PINE TECHNOLOGY	0.09	38%	0.4
APPLIED DEVELOP	0.09	28%	0.4
KW HUNG INTL	2.32	30%	19.23
CHINA FINANCIAL GR	0.63	33.0%	576.4

TOP LOSERS

Stock	Price (HK\$)	Chg (%)	Value (\$m)
SUNWAY INTL HDGS	0.35	-55%	3.4
CARBY HEALTH	0.35	-26%	3.0
EAZHO TECHNOLOGY	6.75	-35%	566.3
DALING INC	7.66	-45%	19.4
NEUR CONCEPTS HOLD	0.12	-23%	1.7

OVERWEIGHT (Maintained)

SECTOR PICKS

Company	Ticker	Rev. (HK\$)	Share Price (HK\$)	Target Price (HK\$)
CCU	688 HK	BUY	14.20	16.00
Langfai	902 HK	BUY	11.94	17.20
China Life	1299 HK	BUY	14.20	16.00

POLICIES ANNOUNCED FOR PROPERTY SECTOR SINCE SEP 24

Time	Policy
Step 1st	Reduce the percentage of FSI in deducting from 60% previously to 100%.
Step 2nd	Reduce the percentage of FSI in deducting from 100%.

WHAT'S NEW

www.ustrade.com.hk

- **HK/A-Share :**

- ❖ View the "Research Article PDF" prepared by UOB Research Team

Research – US

The screenshot shows the UOB Research mobile app interface. At the top, there's a navigation bar with the UOB logo, the word 'Research', and icons for notifications and search. Below this is a menu with options: 'HK/A-Share', 'US' (selected), 'Video', and 'Others'. Under the 'US' tab, there are two sub-sections: 'The Day Ahead (LSEG)' and 'StockReports+ (LSEG)'. The main content area displays a list of 'The Day Ahead' reports for dates from 2024/11/09 to 2024/12/09. Each entry includes the date and the title 'The Day Ahead' with a document icon to its right. At the bottom, there is a navigation bar with icons for 'Home', 'Markets', 'Trade', 'Research', and 'Menu'.

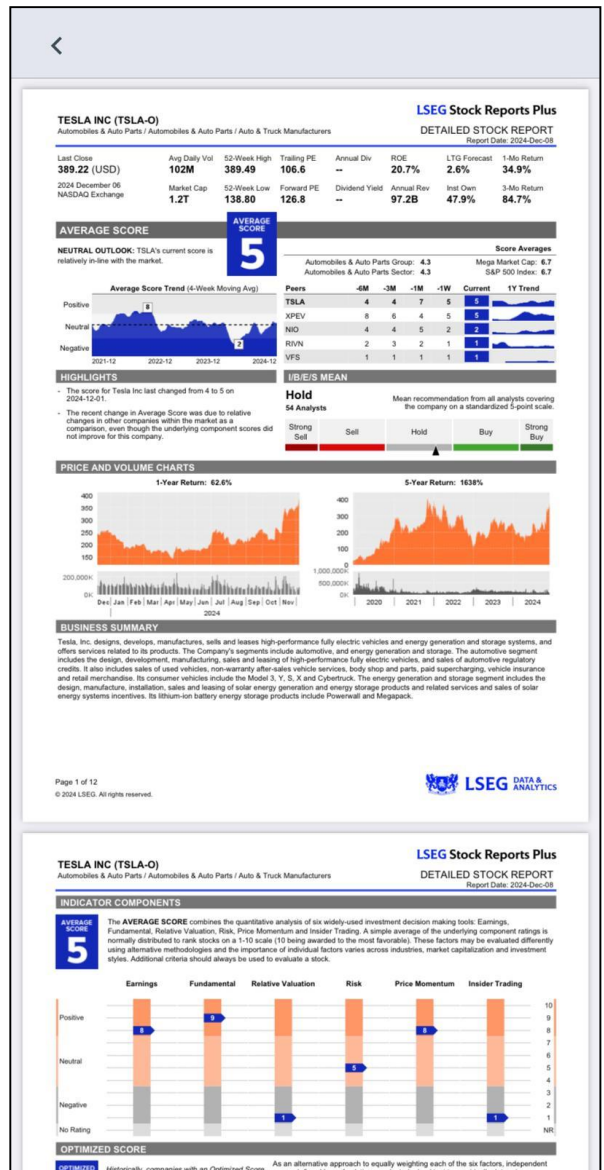
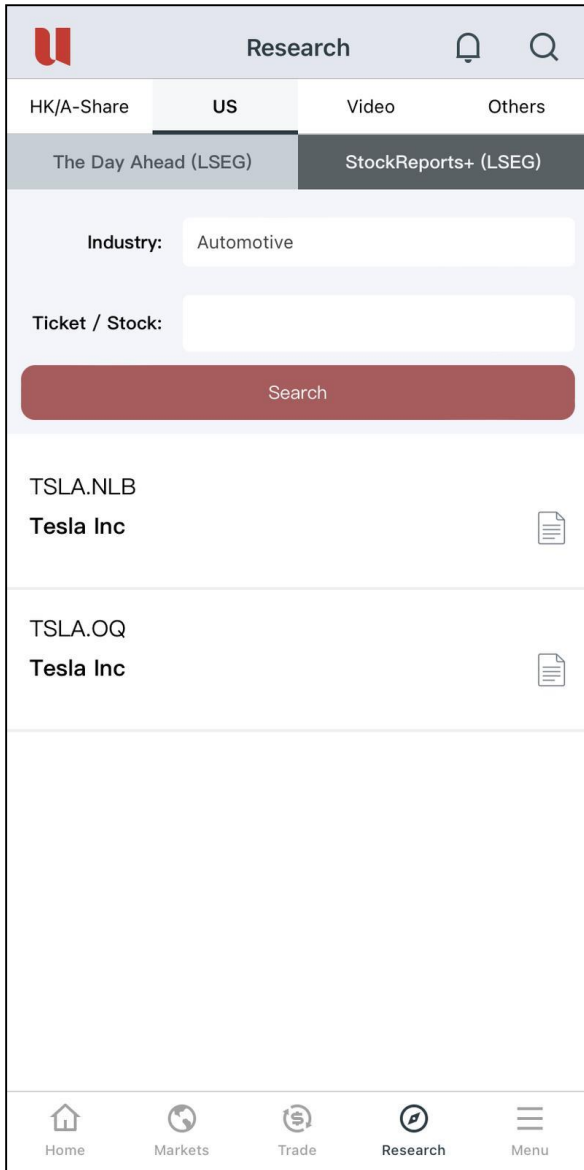
The screenshot displays the 'THE DAY AHEAD' report for Tuesday, December 10, 2024. The report is titled 'NORTH AMERICA' and is dated 'For Tuesday, December 10, 2024'. It features a blue header with the title 'THE DAY AHEAD' and a background image of a stock market display. The main content is divided into several sections:

- MARKET RECAP at 4 pm ET:** A summary of market performance, mentioning that stocks ended lower, weighed down by Nvidia, and that Treasury yields were higher.
- Coming Up:** A section highlighting upcoming events, including a two-day Reuters NEXT event and various industry conferences.
- Key Economic Events:** A table listing events such as the NRB Business Optimism Index for Nov, with columns for the event name, ET time, and PDI value.
- Market Monitor:** A section with a sub-chart titled 'Market Monitor' showing the performance of US assets on a monthly basis compared to inflation. The chart includes two lines: 'S&P 500' (green) and 'Consumer Price Index (CPI) Year-on-Year' (orange).

• US :

❖ View the "The Day Ahead" from LSEG

Research – US



- **US :**

- ❖ View the “**Stock Reports+**” from LESG by searching the “**Industry**” and “**Stock Code**”

Research – Video



- **Video:**

- ❖ View the “**Market Overview Video**” from Curtis – HK Research Team on every Wednesday afternoon.

Research – Others

The screenshot shows the UOB Research app interface. At the top, there's a navigation bar with the UOB logo, the word 'Research', and icons for notifications and search. Below this, there are tabs for 'HK/A-Share', 'US', 'Video', and 'Others'. The 'Others' tab is selected, displaying a list of 'Regional Morning Note' documents. Each entry includes a date (ranging from 2024/12/10 to 2024/12/02) and a document icon. At the bottom, there is a navigation bar with icons for Home, Markets, Trade, Research, and Menu.

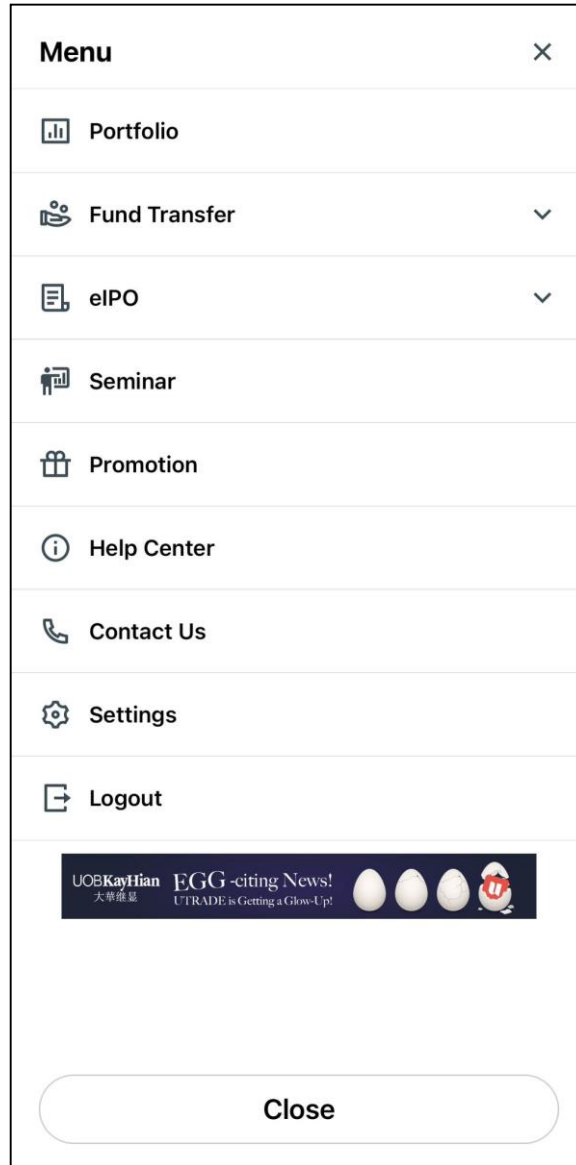
The screenshot displays the 'Regional Morning Notes' document from UOB KayHian, dated Tuesday, 10 December 2024. The document is structured into sections for different regions: Greater China, Indonesia, and Malaysia. Each section includes a 'Sector' overview, 'Key Takeaways From Regional Strategy Conference', and 'Market Strategy For 1H25'. A 'KEY INDICES' table is provided for each region, listing various indices like S&P 500, FTSE 100, and Nikkei 225 with their respective values and percentage changes. A 'TOP PICKS' table is also included, listing stocks like ASIA SYSTEMS, BATA, and YIPPOON. The document concludes with 'KEY ASSUMPTIONS' and a 'OUR VIEW' section. A small line chart titled 'CPI AND CORE CPI' is visible in the bottom right corner of the document view.

- **Regional :**

- ❖ View the “**Regional Morning Note**” from Regional Search Team

Menu

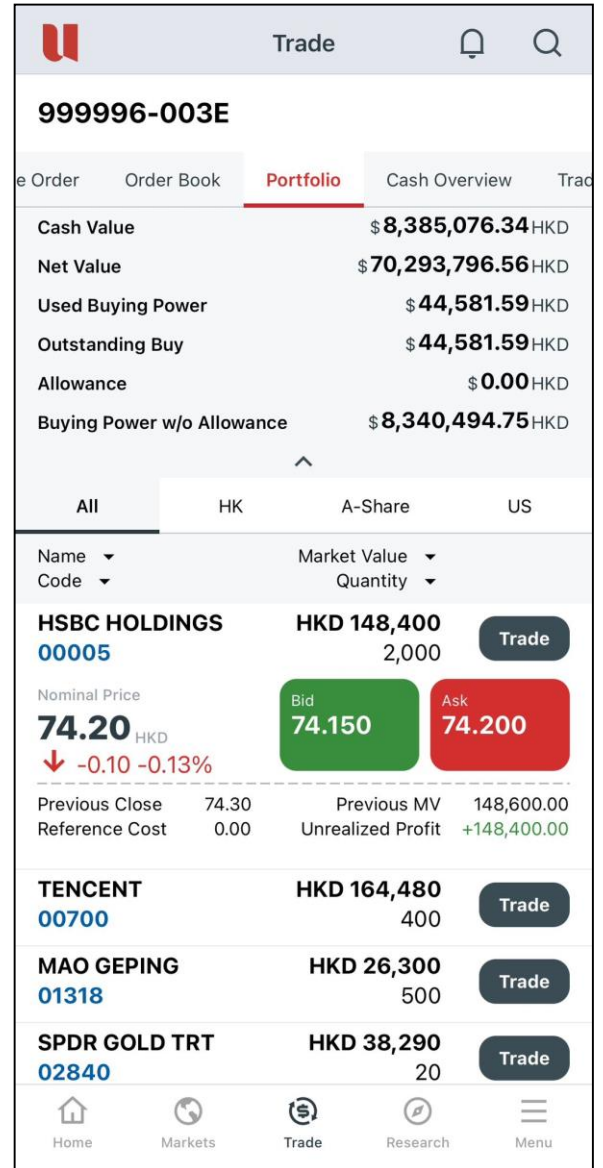
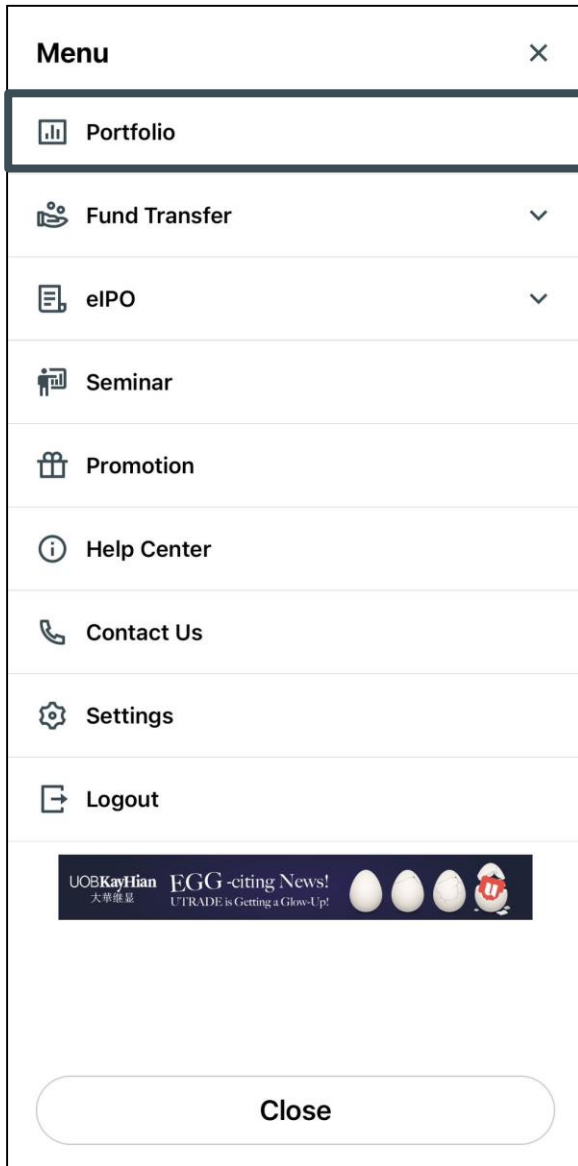
Menu



- **Menu :**

- ❖ Mainly server the function as **“Account Management”** and **“Setting”**

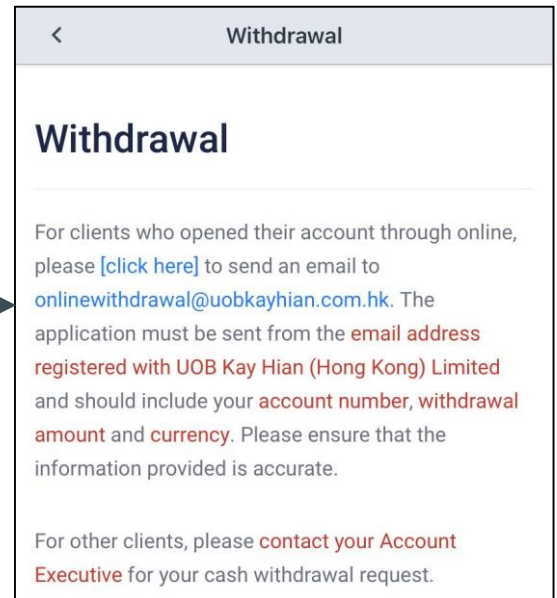
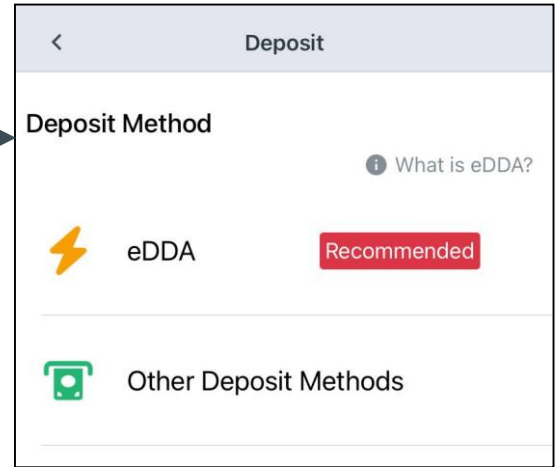
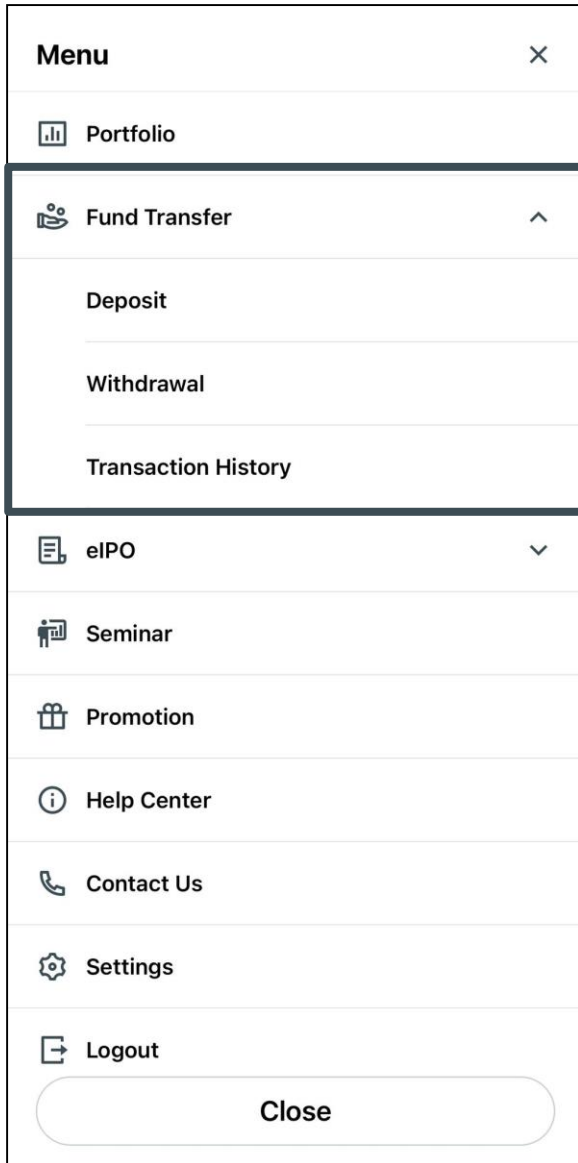
Menu - Portfolio



- **Portfolio :**

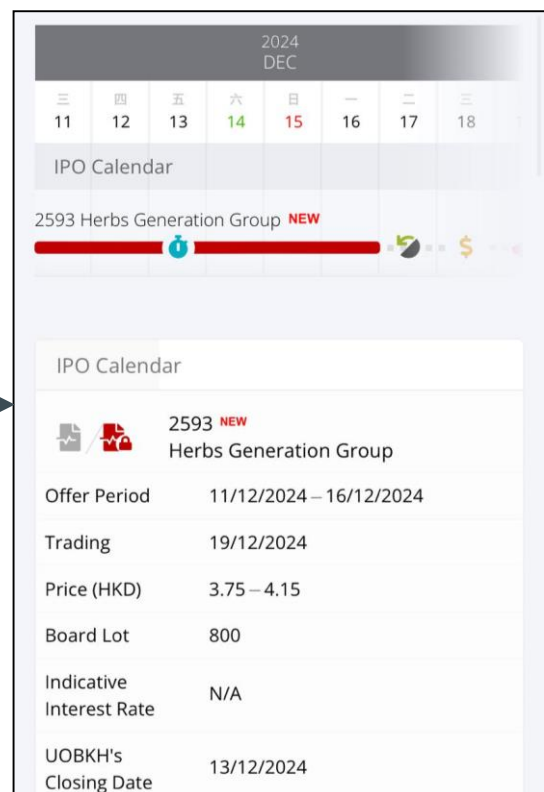
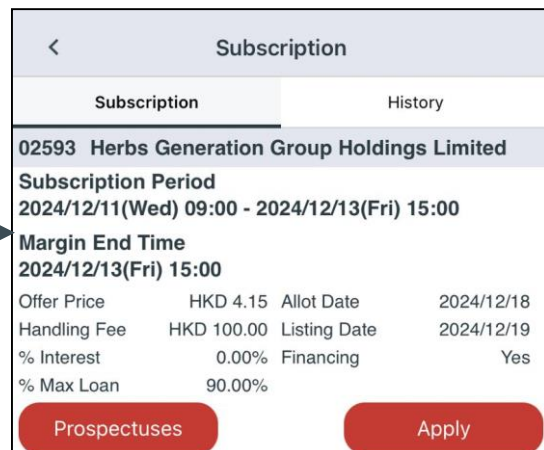
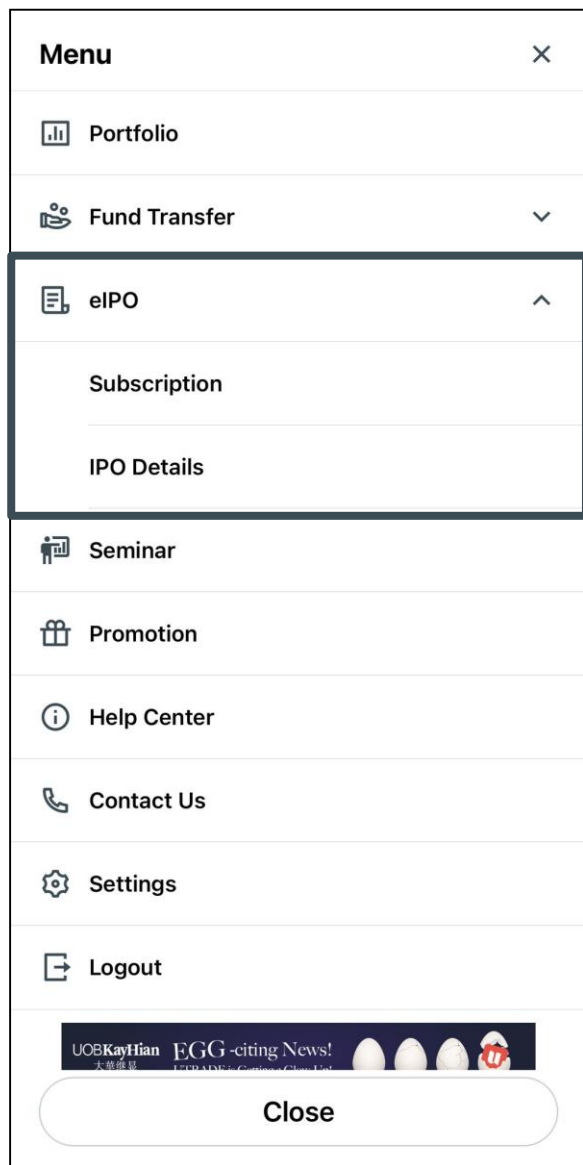
- ❖ It will directly land to "Portfolio" tab to view the details

Menu – Fund Transfer



- **Fund Transfer :**
 - ❖ **Deposit:** eDDA, FPS and other Deposit Methods
 - ❖ **Withdrawal:** Submit instruction to UOB via Email
 - ❖ **Transaction History:** View the 7 day history from eDDA

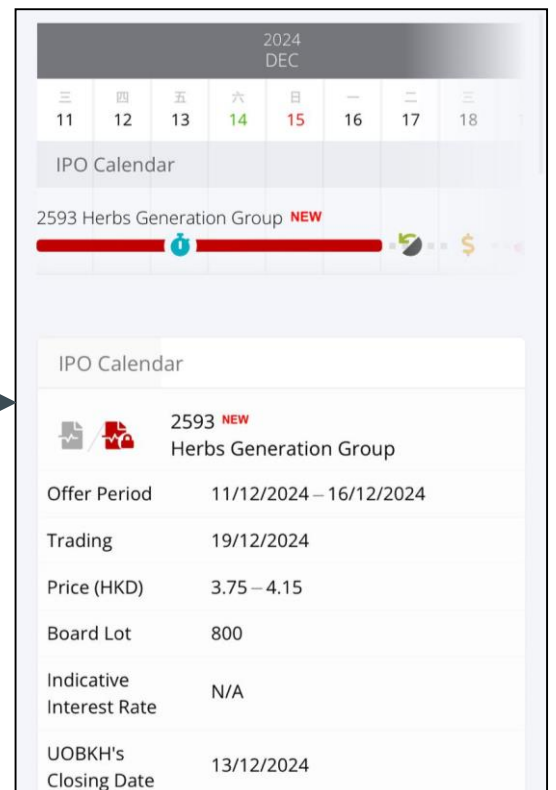
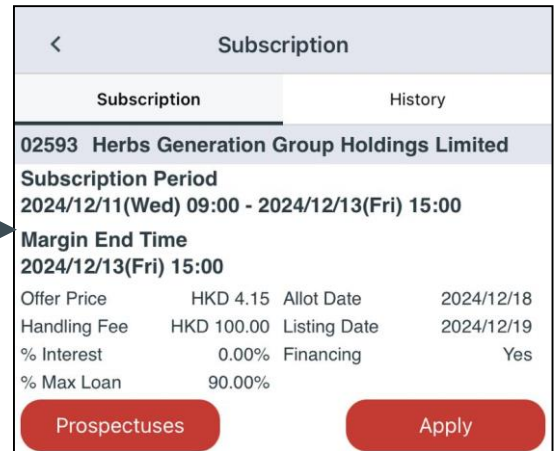
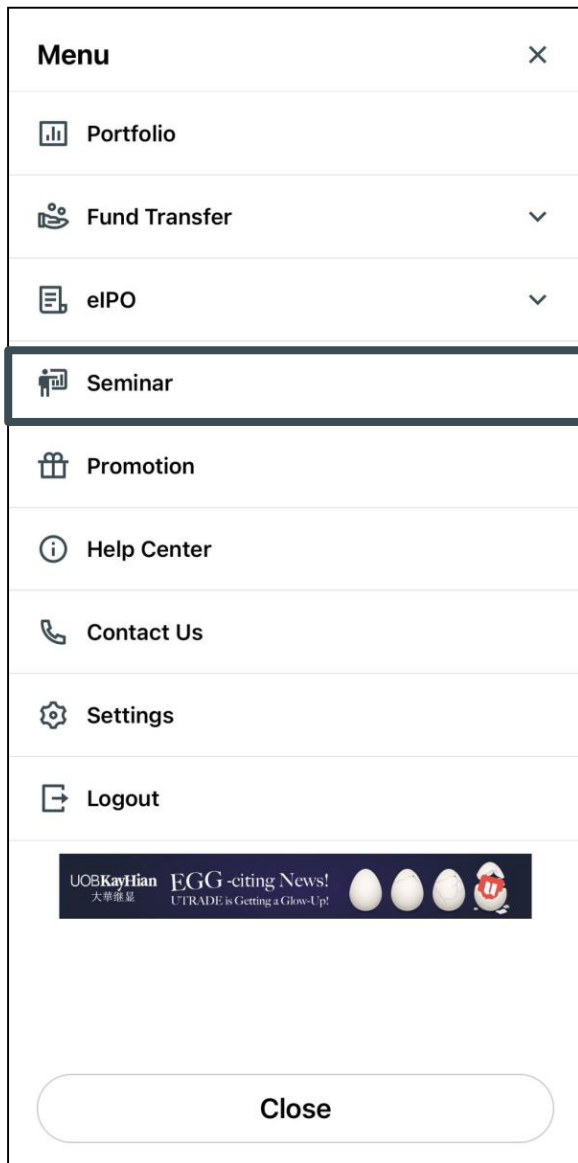
Menu – eIPO



- **eIPO Subscription :**

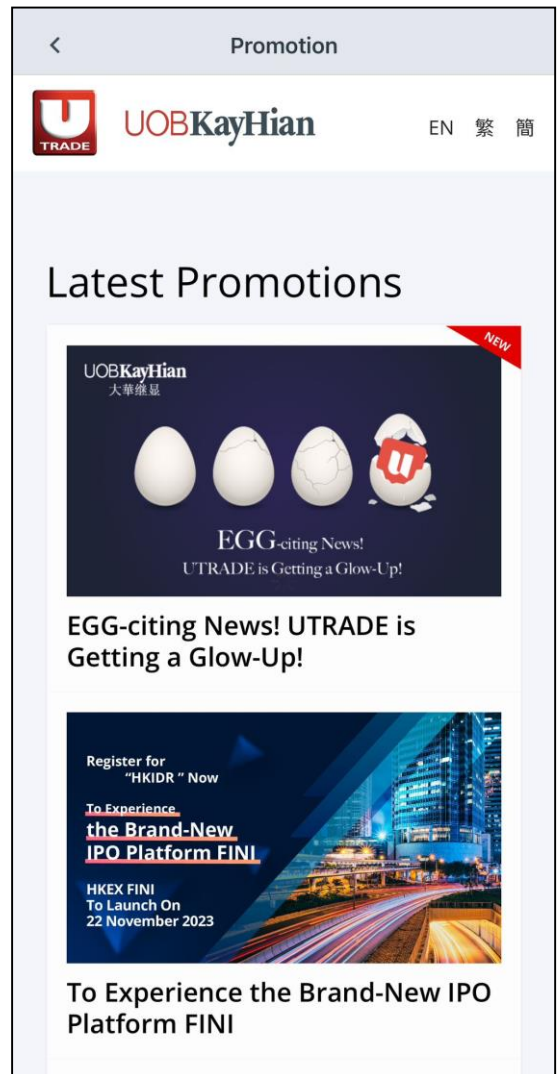
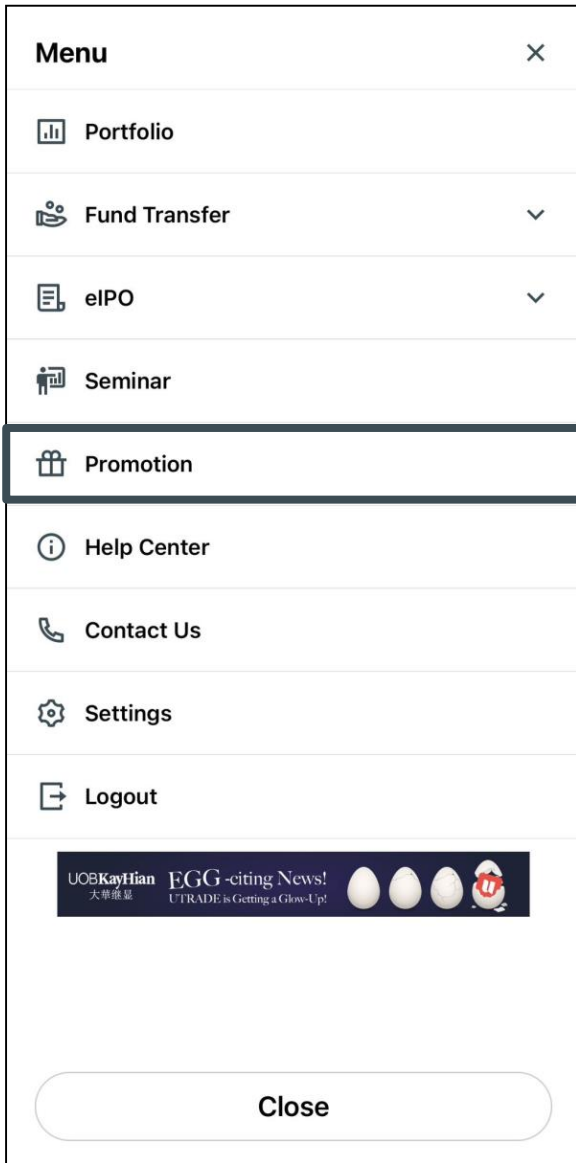
- ❖ Click **“Subscription”** button to subscribe eIPO
- ❖ Click **“History”** button to view **Subscription History**
- ❖ Click **“IPO Details”** button to view the IPO calendar and additional information of the IPO

Menu – Seminar



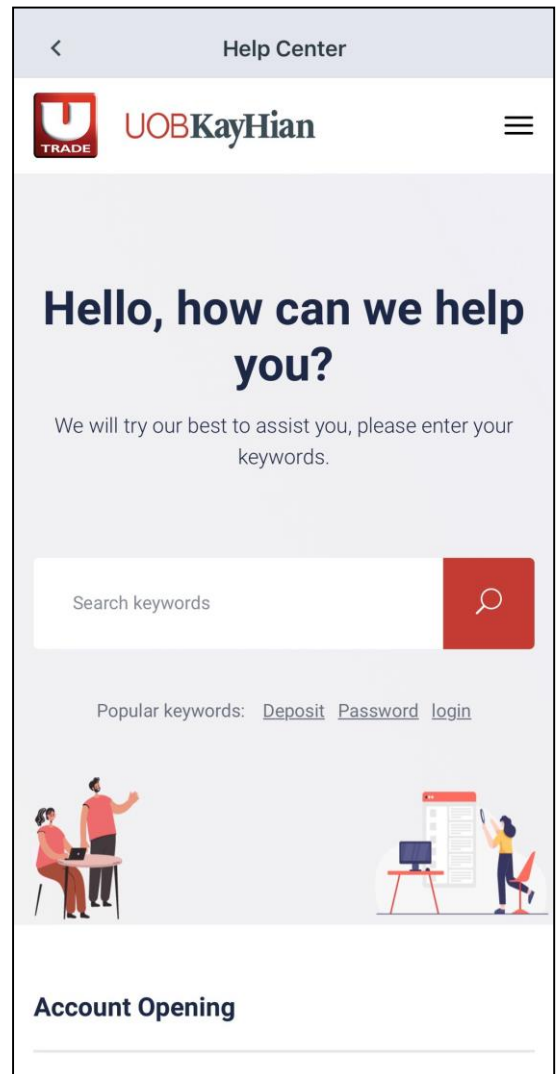
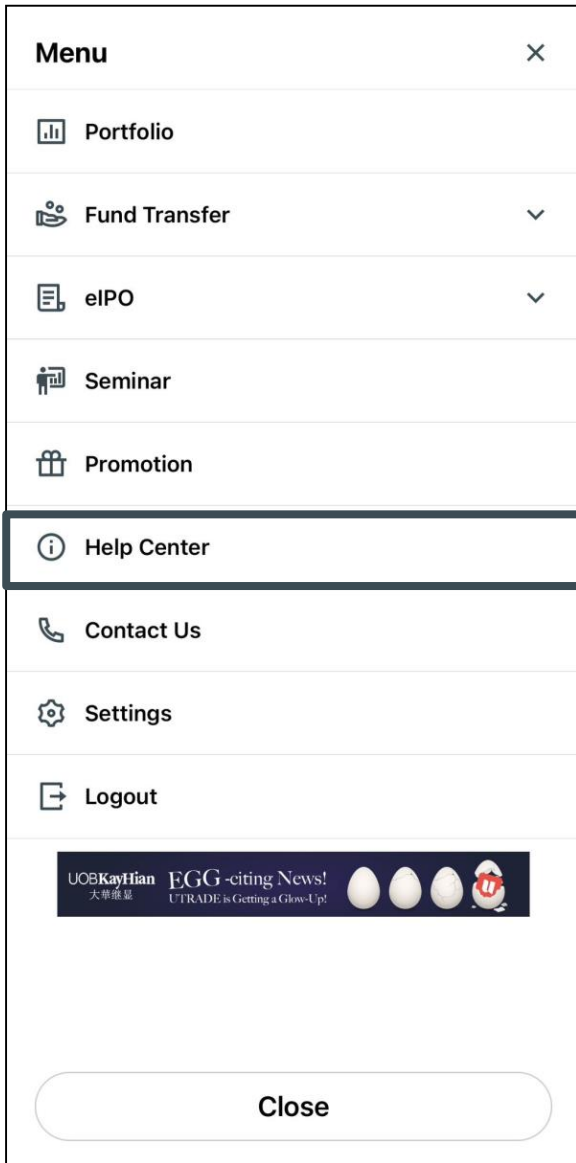
- **eIPO Subscription :**
 - ❖ Click **“Subscription”** button to subscribe eIPO
 - ❖ Click **“IPO Details”** button to view the IPO calendar and additional information of the IPO

Menu – Promotion



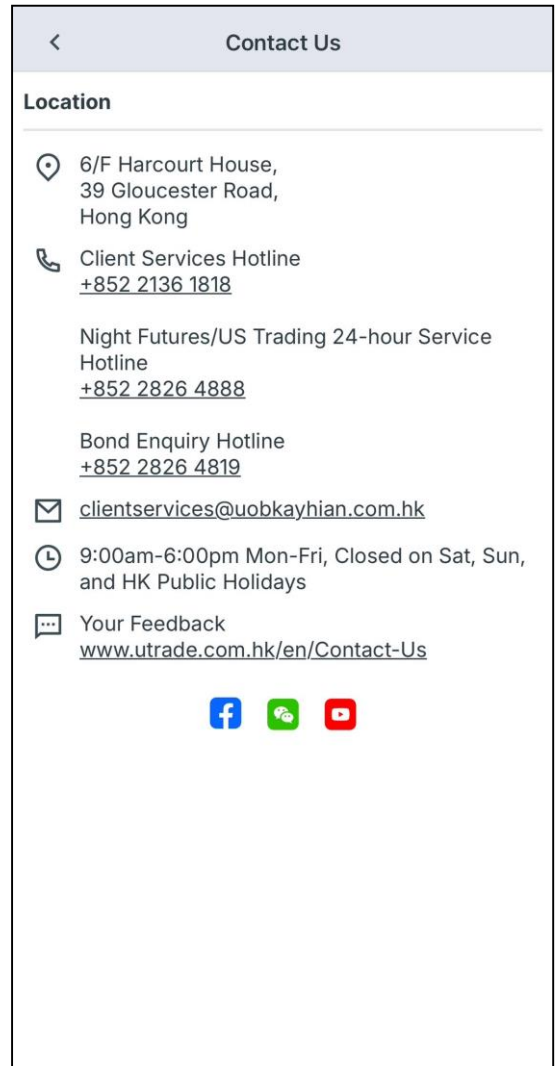
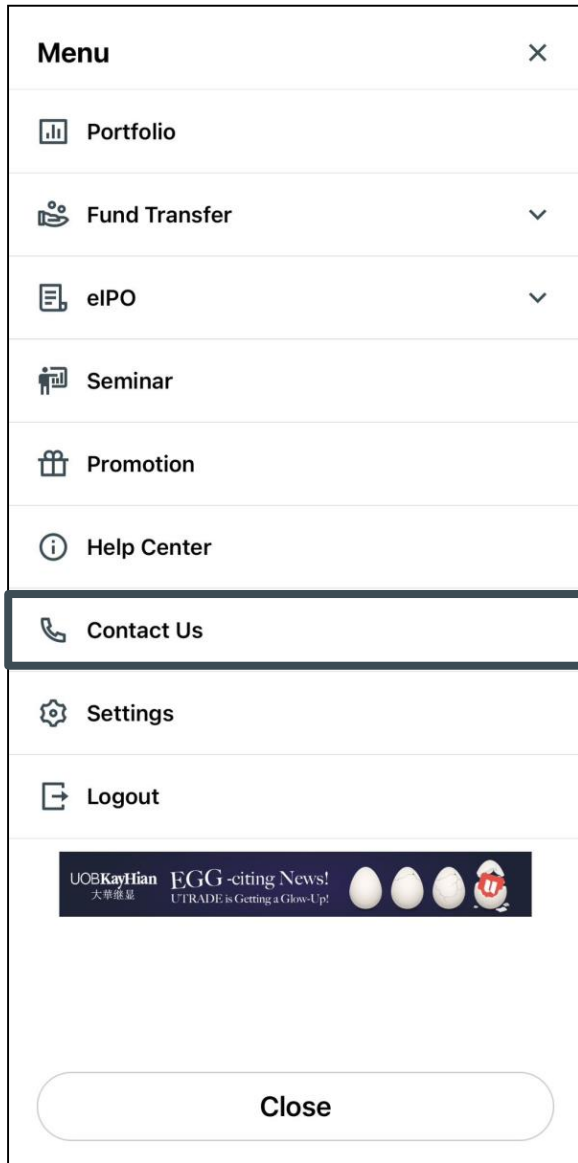
- **Promotion :**
- ❖ Click "**Promotion**" button to view the latest promotion

Menu – Help Center



- **Help Center :**
- ❖ Click **“Help Center”** button to view the **“FAQ”**

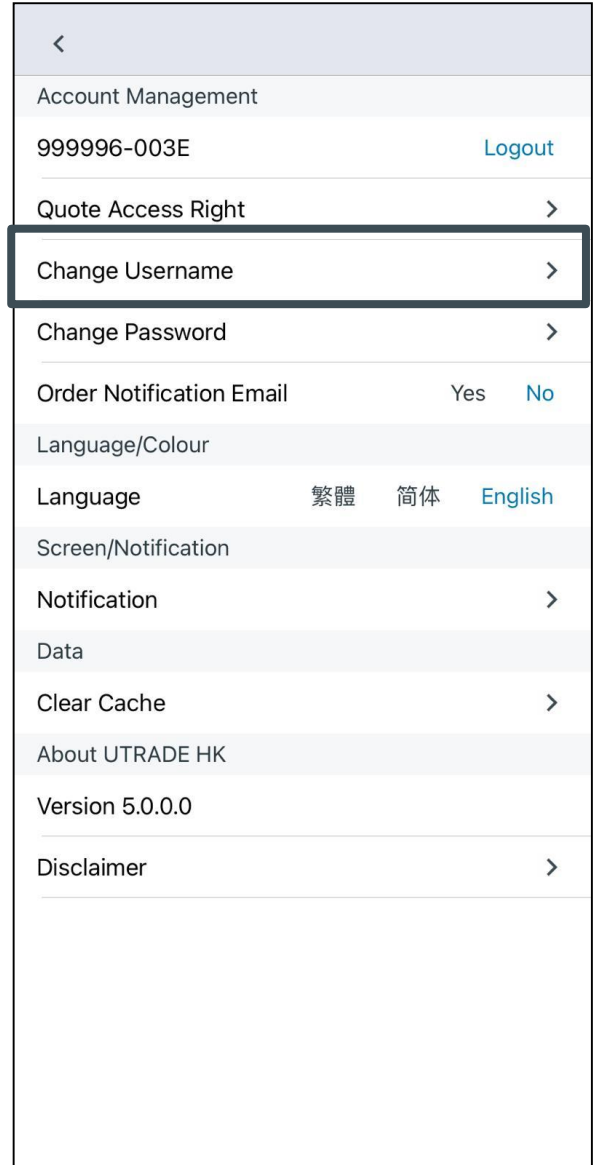
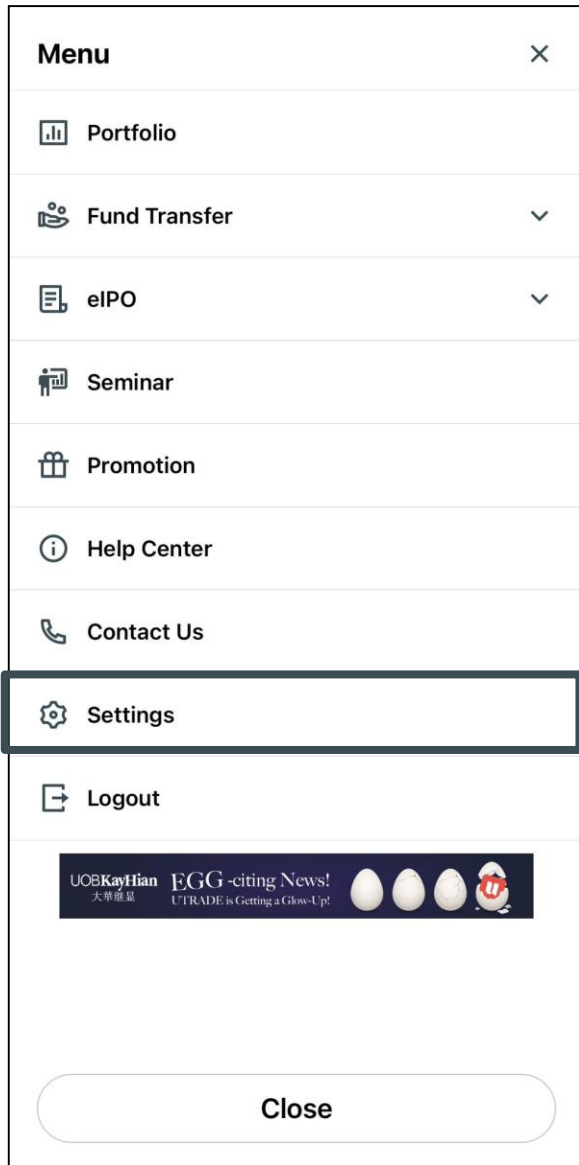
Menu – Contact Us



- **Contact Us :**

- ❖ Click "**Contact US**" button to view the contact information including **phone call, social media, email** and **company address**.

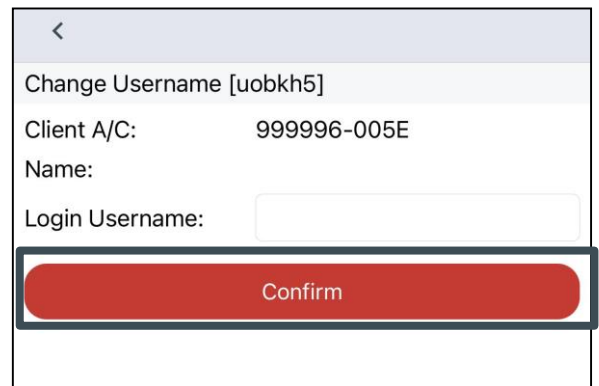
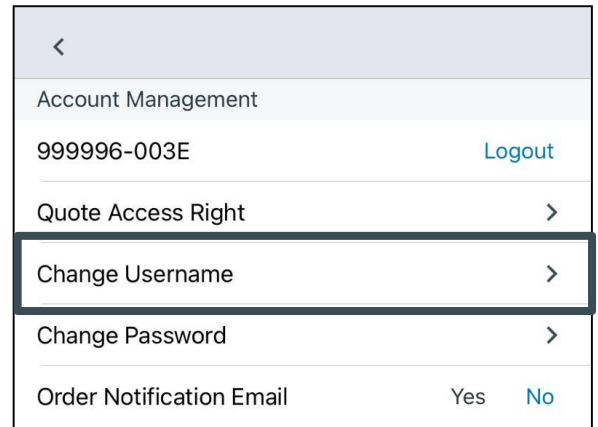
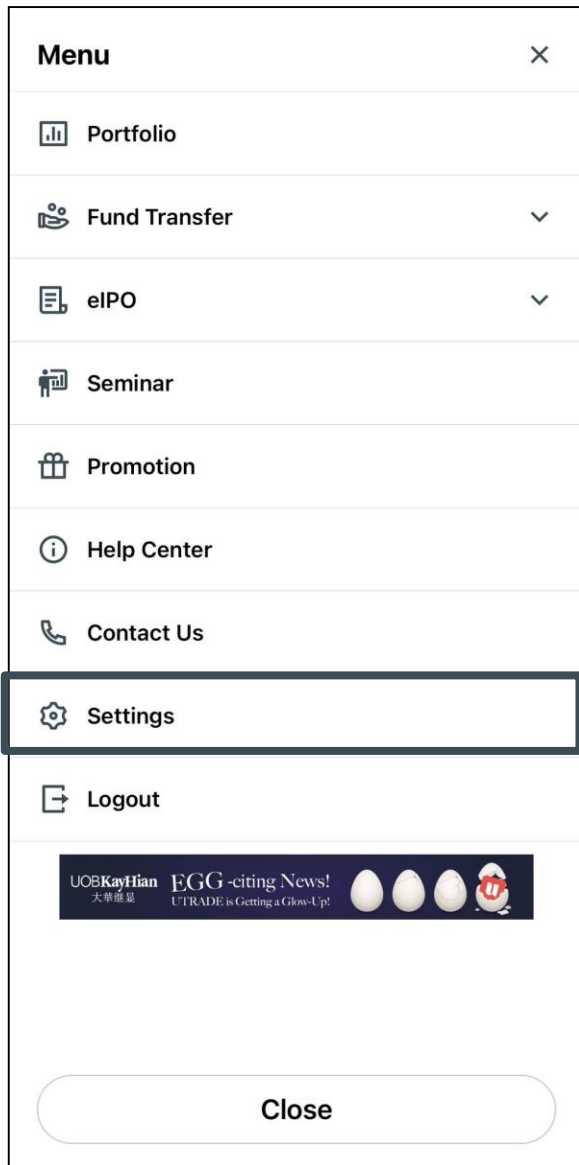
Menu – Setting



• Setting :

- ❖ Change Username and Password
- ❖ View the Quote Access Right
- ❖ Language and Notification Setting

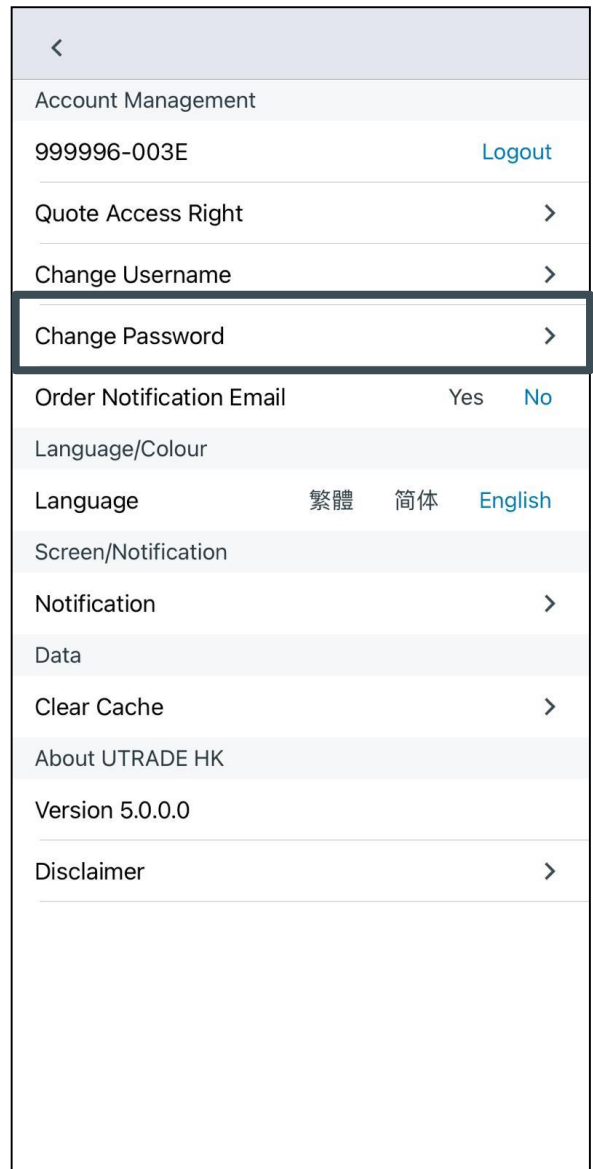
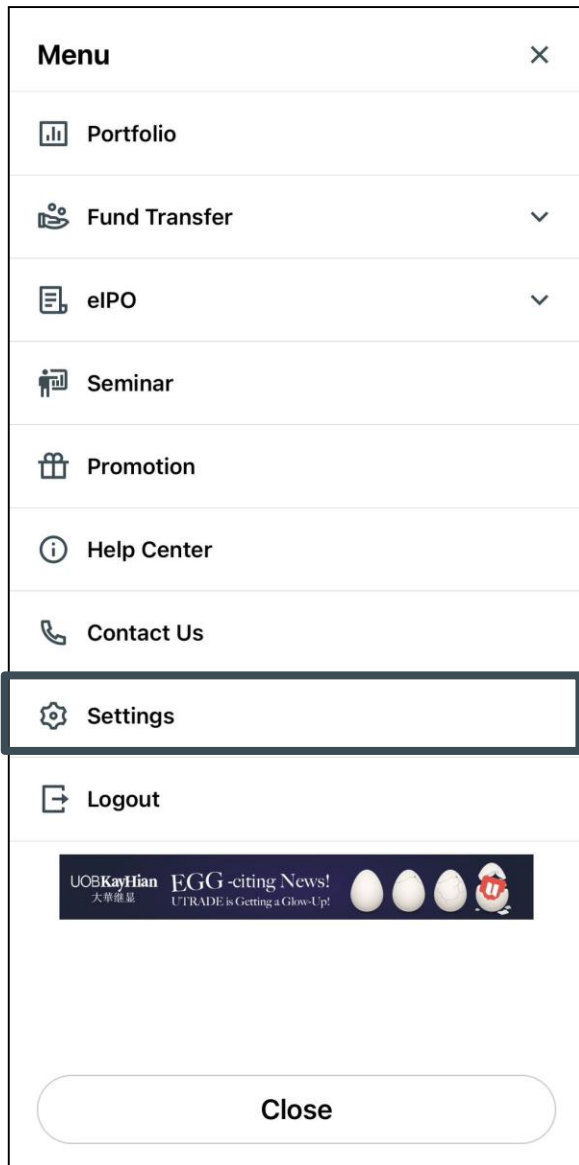
Menu – Setting Change Username



- Menu → Setting → Change Username
- ❖ Confirmation will pop out after you have successfully changed username. Press Confirm.
- ❖ If system replies error message, e.g. Login ID has already been used by other user, please repeat the above steps with another username.

Menu – Setting

Change Password



- Menu → Setting → Change Username
- ❖ Confirmation will pop out after you have successfully changed username. Press Confirm.
- ❖ If system replies error message, e.g. Login ID has already been used by other user, please repeat the above steps with another username.

Menu – Setting

Change Password

<

Change Password [uobkh5]

Client A/C: 999996-005E

Name:

Login Username: uobkh5

Current Password:

New Password:

Confirm new password:

Password Rule: Minimum length 6 characters,
Maximum length 12
characters
Must contain at least 1 digit(s)
Must contain at least 1
letter(s)

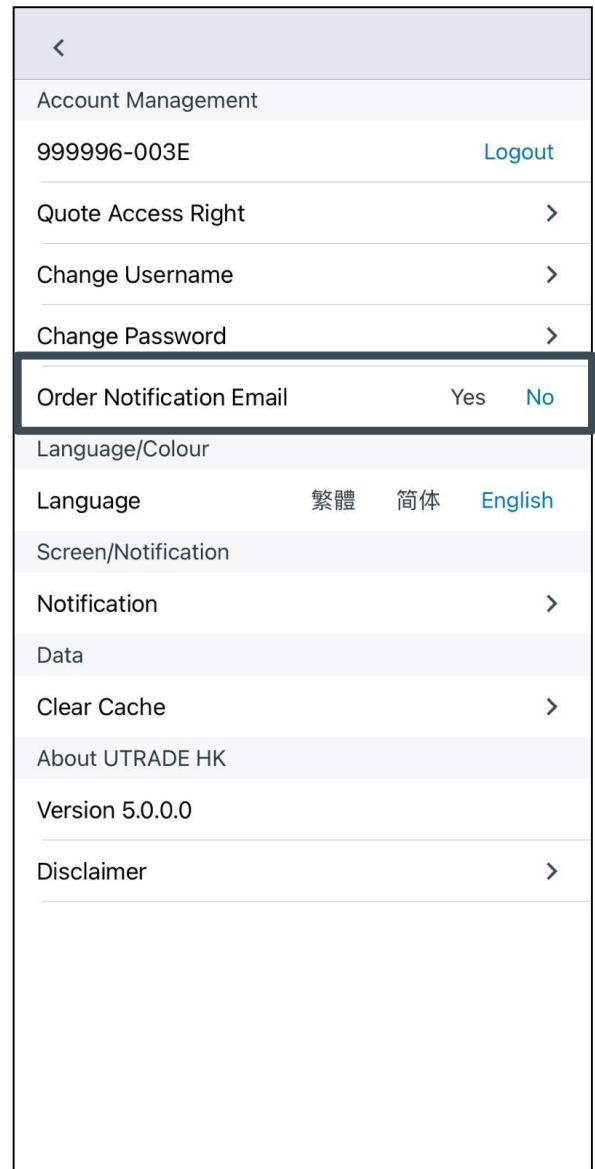
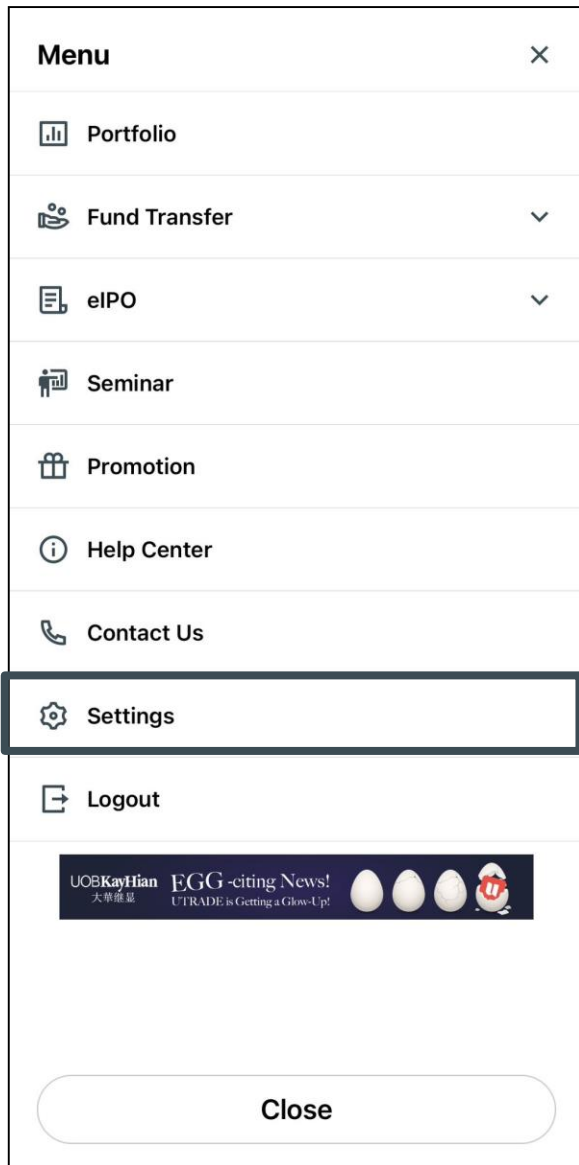
Note: 1) The password is
case sensitive.
2) It must be alphanumeric
and between 6 and 12
characters.
3) You are recommended to
change your password every
90 days for safety.

Update Login Password

- Input **Current Password**, **New Password** * and **Confirm New Password** respectively
- Confirmation will pop out after you have successfully changed username. Press Confirm.
- If system replies error message, e.g. password needs to have at least 1 numeric digits, please repeat the above steps with another password.
- * The new password is **case sensitive**, must be **alphanumeric and between 6 and 12 characters**.

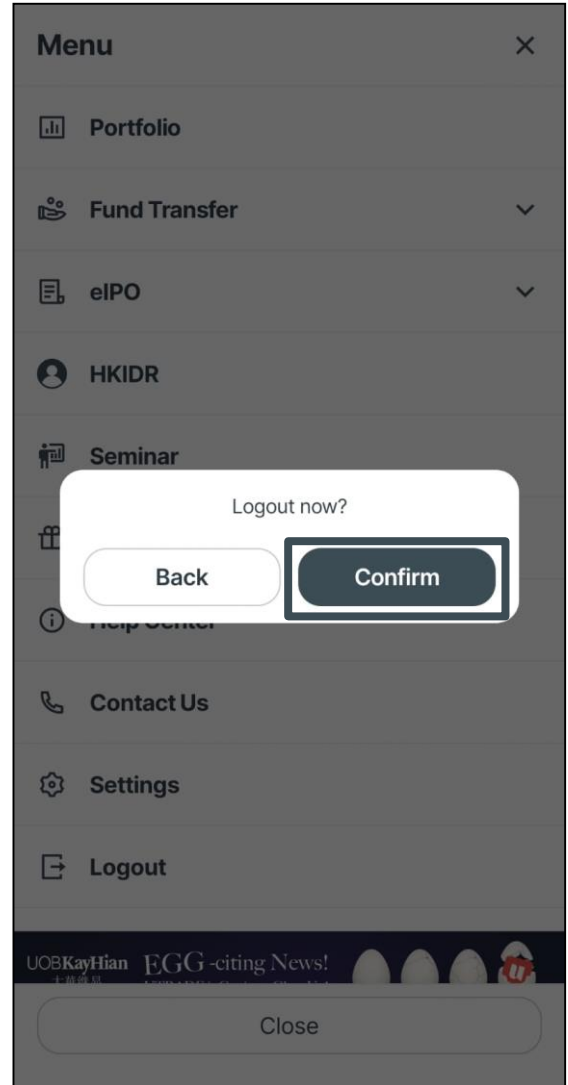
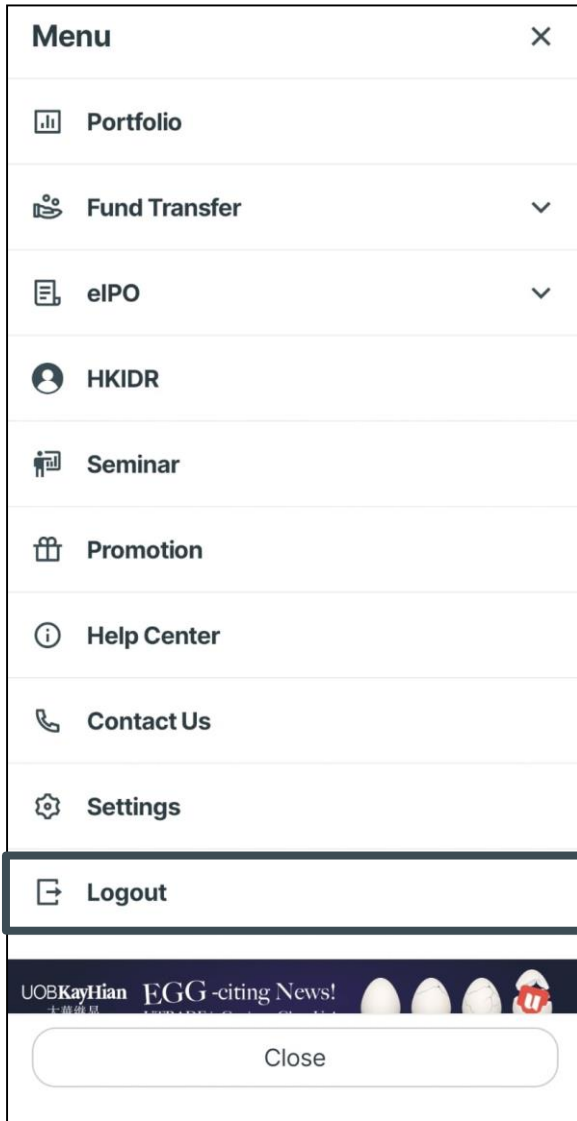
Menu – Setting

Order Notification Email



- Menu → Setting → Order Notification Email
- If you wish to receive **Order Notification Email**, select **YES**.
- If you **wish NOT to receive** Order Notification Email, select **NO**. Then press Confirm to declare that you understand and accept the risk.

Logout



- Logout